

















## Reception: Remote Learning Schedule

W/C 25 <sup>th</sup> January	Monday	Tuesday	Wednesday	Thursday	Friday
<b>Phonics</b>  <p>Can you read or write words with today's sound?</p> <p>Can you use some of your words to write a short sentence?</p> <div> <div>A B C capital letters</div> <div> finger spaces</div> <div> full stop</div> </div>	<b>Lesson 1:</b> <b>The ou sound</b> Set 2: speedy sound ou Use the picture card below and say: 'ou, shout it out.' Read the 'ou' words within this pack. Can you think of other words with the ou sound?   	<b>Lesson 2:</b> <b>The oy sound</b> Set 2: speedy sound oy Use the picture card below and say: 'oy, toy to enjoy.' Read the 'oy' words within this pack. Can you think of other words with the oy sound?   	<b>Lesson 3:</b> <b>The sh sound</b> Set 2: speedy sound sh Use the picture card below and say: 'sh, sh says the horse to the hissing snake'. Read the 'sh' words within the pack. Look out for other special friends too. Can you think of other words with the sh sound?   	<b>Lesson 4:</b> <b>The th sound</b> Set 2: speedy sound th Use the picture card below and say: 'th, the princess in the tower is rescued by the horse... thhank you, she says.' Read the 'th' words within the pack. Look out for other special friends too. Can you think of other words with the th sound?   	<b>Lesson 5:</b> <b>The ch sound</b> Set 2: speedy sound ch Use the picture card below and say: 'ch, the horse sneezes when the caterpillar's hair goes up his nose. Ch, ch, choo!' Read the 'ch' words within the pack. Look out for other special friends too. Can you think of other words with the ch sound?   
<p>Remember to read your reading book and practise the sounds every day. Don't forget your red words too; these are the words you can't sound out.</p> <p><b>Continue to practise reading and spelling these words: he she we me my</b></p>					



W/C 25 <sup>th</sup> January	Monday	Tuesday	Wednesday	Thursday	Friday
<b>Maths</b> This week is Activity Week! <b>We will consolidate and extend our learning in:</b> Composition of numbers Counting Recognition of numerals Number ordering Position and positional language	<b>Maths Session 1:</b> Explore the composition of the number 6.  Watch video 1: <a href="#">Do you want to build a snowman?</a>	<b>Maths Session 2:</b> Practice quick counting with this memory game.  Watch video 2: <a href="#">Snowflakes, snowflakes, all around</a>	<b>Maths Session 3:</b> Explore the different seasons.  Watch video 3: <a href="#">Wrap up warm</a>	<b>Maths Session 4:</b> Think about direction and position with a winter's walk.  Watch video 4: <a href="#">Dashing through the snow</a>	<b>Maths Session 5:</b> Practice reading, writing and ordering your numbers by posting some letters.  Watch video 5: <a href="#">Special Delivery</a>
Each session includes a short video and task produced by the White Rose Maths Hub. You can access the link by clicking directly on each link or click <a href="#">here</a> .					



## Creative ideas

This week we are reading the story 'Lost and Found' by Oliver Jeffers to support the Winter Wonderland theme.




Click [here](#) to watch a video of the story being read.

There are 5 activities below for you to complete, one each day! These activities will support children's understanding of other key areas of the Early Years Curriculum.



We can't wait to see what you have been learning and making at home!



**Remember to share your learning on ClassDojo or Tapestry!**

*Take a photo of your work and upload it to your Dojo Portfolio or Messaging section for your teacher to see.*



## Maths Session 1:

#MathsEveryoneCan

Here are 6 buttons. You could cut these out or use real buttons.  
Explore giving different numbers of buttons to each of the  
three snowmen.



Can you give each snowman the same number of buttons?  
Can you give all the snowmen a different number of buttons?





#MathsEveryoneCan





## Maths Session 2:

#MathsEveryoneCan

Have a go at playing the memory game with a friend.  
If you turn over two cards that represent the same number,  
you get to keep them both!





#MathsEveryoneCan

Now have a go at designing your own cards to play the  
memory game with.






## Maths Session 3:

#MathsEveryoneCan

Draw a picture of yourself in summer and a picture of yourself in winter.



What clothes do you wear in summer and in winter?  
What do you like to do in summer time and in winter time?



## Maths Session 4:

#MathsEveryoneCan



Take one of your teddies on a winter walk and draw a map of your journey.

What did you see on your walk?



### Key vocabulary

in  
under  
behind  
around

on  
between  
in front  
over








## Maths Session 5:

#MathsEveryoneCan

Have a go at designing your own envelopes for the numbers to 5.





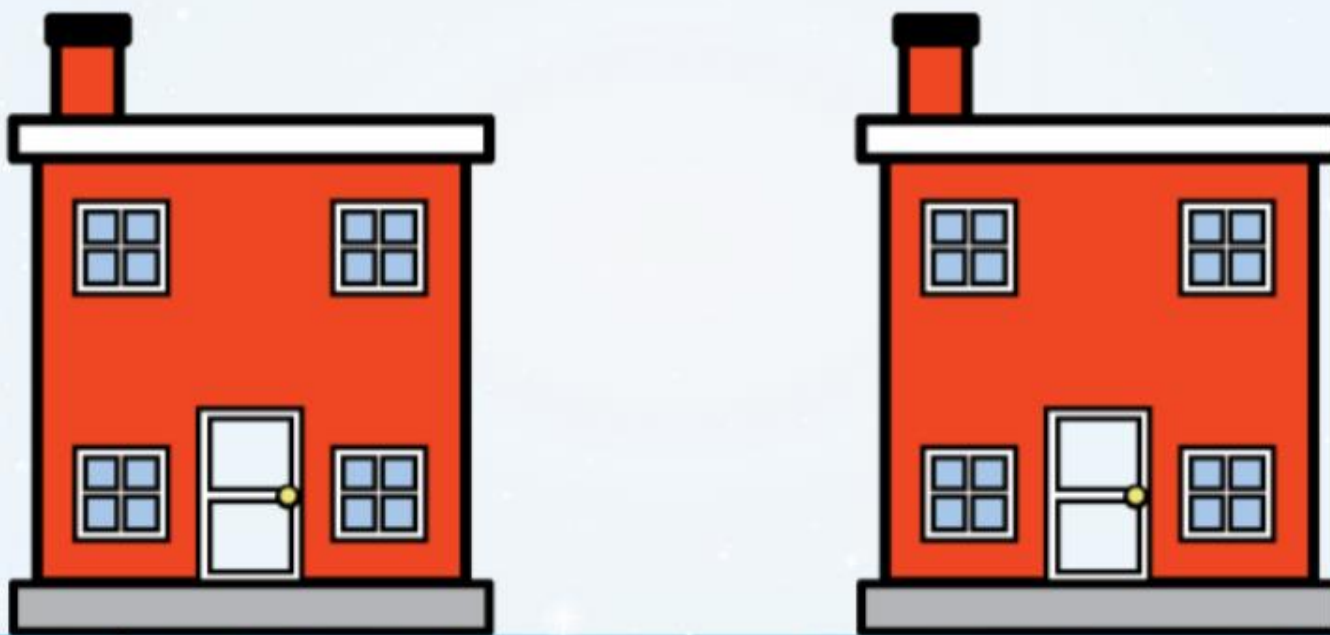
#MathsEveryoneCan

Cut out the houses and number them 1-5. You could even make your own houses out of empty cardboard boxes.  
Post your letters to the correct houses.





#MathsEveryoneCan







## Reading sheets for phonics:



Practise reading

out

shout

loud

mouth

round

found

Practise reading

toy

boy

enjoy



sh sh sh

th th th

Practise reading

shell

shark

ship

sheep

shop

short

wish

crash

Practise reading

thin

thorn

thick

think

path

three

bath

tooth



# ch ch

Practise reading

chip

check

chat

cheese

chop

cheek

chin

torch

## I Spy and Read

Draw a line to the matching picture when you have read each word.

ship



fish



chin



shell



moth



ring

king



chick





Read the sentence and draw a picture to match

Fish and chips on a dish.

The torch is on.

The boy has a ship.

I can see a shark



## Extended Curricular Learning

### Topic: Expressive Arts and Design & Understanding of the World – Winter

#### Monday 25<sup>th</sup> January 2021 – Activity 1

##### VIPs

Winter is usually when we have the coldest weather.

There are 4 seasons.

When water gets very cold it freezes and turns to ice.

Go for a walk and collect objects you see on the way.  
When you return home arrange your items in a tray, cup or container. Add some water and place them into the freezer. Once they have frozen you will have some icy artwork!

##### Deepen the moment (challenge)

Where could you place your artwork to keep it frozen for the longest period of time?

Can you write a list of the different objects you used in your artwork?





## Extended Curricular Learning

### Topic: Understanding of the World

### Tuesday 26<sup>th</sup> January 2021 – Activity 2

#### VIPs

If a material is waterproof, it does not let water through. The water will not damage it either.


Choose different materials (e.g. tissue, paper, toilet roll, tin foil) and predict whether you think they will be waterproof or not. Why?

Place them in some water to test whether or not they are waterproof.






Record your findings with a tick or a cross in a simple table, like the example to the right-hand side.

#### Deepen the moment (challenge)

Are all shiny materials waterproof?



Their boat must be waterproof! Why?

Material	Was the material waterproof?
1. Tissue 	<input type="checkbox"/> <input checked="" type="checkbox"/> <input checked="" type="checkbox"/>
2. Plastic bag 	<input type="checkbox"/> <input checked="" type="checkbox"/> <input checked="" type="checkbox"/>
3. Kitchen roll 	<input type="checkbox"/> <input checked="" type="checkbox"/> <input checked="" type="checkbox"/>
4. Cardboard 	<input type="checkbox"/> <input checked="" type="checkbox"/> <input checked="" type="checkbox"/>
5. Fabric 	<input type="checkbox"/> <input checked="" type="checkbox"/> <input checked="" type="checkbox"/>







## Extended Curricular Learning

### Topic: Understanding of the World

#### Wednesday 27<sup>th</sup> January 2021 – Activity 3

##### VIPs

Heavy materials/objects sink.

Light materials/objects float.

Choose different materials or object and predict whether you think they will float or sink. Why do you think this?

Place them in some water to test what happens.

Record your findings with a tick or a cross in a simple table, like the example to the right-hand side.

Alternatively, you could use the sheet on the next page.






##### Deepen the moment (challenge)

If you turn the object a different way, will it change what happens? E.g. put a pencil in horizontally and then vertically.



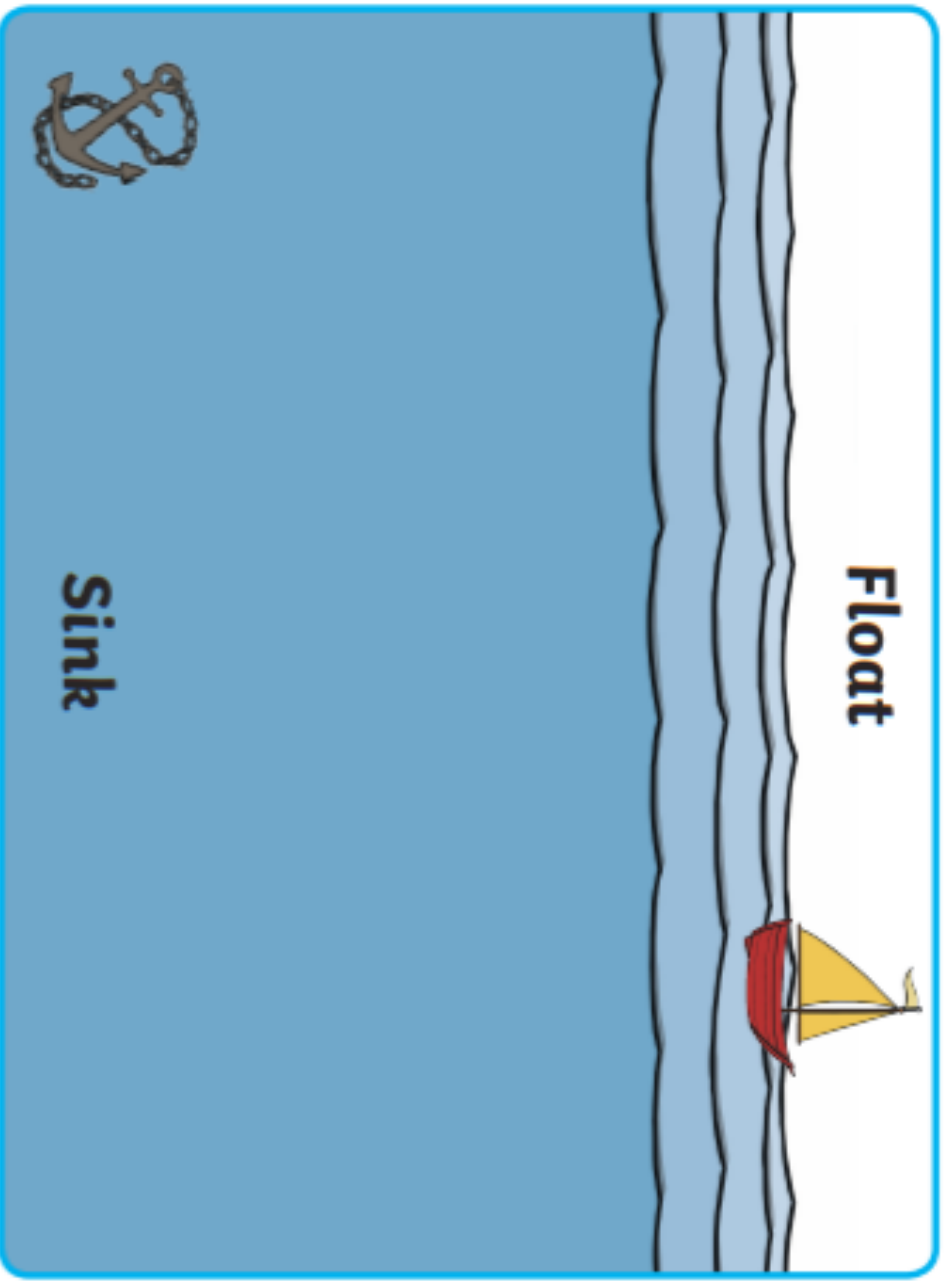
Their boat must not sink! Why?

##### **Float or Sink**

Objects	Float 	Sink 
 coin		✓
 pencil	✓	
 cotton ball		

# Float or Sink Cut and Stick

Cut out the objects and place in the tank to show whether they would float or sink.



twinkl

VISIT [TWINKL.COM](https://www.twinkl.com)





## Extended Curricular Learning

### Topic: Expressive Arts and Design & Understanding of the World

#### Thursday 28<sup>th</sup> January 2021 – Activity 4

##### VIPs

A boat needs to be waterproof.

A boat needs to float.

Make your own boat!

Try to use your waterproof materials which will float.

Once you have made your boat, place it into some water.

Is your boat waterproof?

Does your boat float?

##### Deepen the moment (challenge)

Place a toy figure inside your boat, will it still float?

How many figures can your boat hold?







**Extended Curricular Learning**

**Topic: Understanding of the World**

**Friday 29<sup>th</sup> January 2021 – Activity 5**

Draw a picture of the boy and the penguin.

**Deepen the moment (challenge)**

Can you write a sentence about your picture?

