








EYFS/Reception Remote Learning Schedule

W/C 8 th February	Monday	Tuesday	Wednesday	Thursday	Friday
Phonics  Can you read or write words with today's sound? Can you use some of your words to write a short sentence?	Lesson 1: the 'oo' sound <u>Set 2 speedy sound 'oo'.</u> Use the picture card below and say 'oo look at a book' Can you think of other words with the 'oo' sound? Can you read or write words with today's sound? Can you use some of your words to write a short sentence, using spaces between words, a capital letter to start and a full stop to end?	Lesson 2: the 'ar' sound <u>Set 2 speedy sound 'ar'.</u> Use the picture card below and say 'ar start the car' Can you think of other words with the 'ar' sound? Can you read or write words with today's sound? Can you use some of your words to write a short sentence, using spaces between words, a capital letter to start and a full stop to end?	Lesson 3: the 'or' sound <u>Set 2 speedy sound 'or'.</u> Use the picture card below and say 'or shut the door' Can you think of other words with the 'or' sound? Can you read or write words with today's sound? Can you use some of your words to write a short sentence, using spaces between words, a capital letter to start and a full stop to end?	Lesson 4: the 'air' sound <u>Set 2 speedy sound 'air'.</u> Use the picture card below and say 'air that's not fair' Can you think of other words with the 'air' sound? Can you read or write words with today's sound? Can you use some of your words to write a short sentence, using spaces between words, a capital letter to start and a full stop to end?	Lesson 5: the 'ir' sound <u>Set 2 speedy sound 'ir'.</u> Use the picture card below and say 'ir whirl and twirl' Can you think of other words with the 'ir' sound? Can you read or write words with today's sound? Can you use some of your words to write a short sentence, using spaces between words, a capital letter to start and a full stop to end?
	  <small>look at a book a look look book book book book</small>	  <small>start the car a car car car car car car car</small>	  <small>shut the door a door door door door door door</small>	  <small>that's not fair a fair fair fair fair fair fair</small>	  <small>whirl and twirl a whirl whirl whirl whirl whirl</small>
	<p>Remember to read your reading book and practise the sounds every day. Don't forget your red words too; these are the words you can't sound out.</p> <p>Continue to practise reading and spelling these words: be, into, the, my, said</p>				



Remember to share your learning on ClassDojo!

Take a photo of your work and upload it to the Portfolio or Messaging section for your teacher to see.



Maths

This week we will continue to look at the numbers 6, 7 and 8.

We will also be matching numbers and looking at addition too.

Each session includes a short video and task produced by the White Rose Maths Hub and can be accessed by clicking on the link [here](#)

After completing the activity for each day why not challenge yourself with the gold task!

Maths Lesson 1: Watch video 1

[Matching 6,7,8](#)

Can you match the ladybirds with the same amount of spots?

Maths Lesson 2: Watch Video 2

[Making pairs](#)

Can you find matching pairs around your house or garden?

Maths Lesson 3: Watch video 3

[Combining 2 groups](#)

Can you add the objects on the picture?

Maths Lesson 4: Watch video 4

[Combining 2 groups](#)

Can you add the spots on the dominoes?

Maths Lesson 5: Watch video 5



[Adding more](#)

Can you count on in your head?

Here are some stories that will support with counting:

The Very Hungry Caterpillar <https://www.youtube.com/watch?v=75NQK-Sm1YY&safe=true>

My Granny Went to Market <https://www.youtube.com/watch?v=8bisBSeOcW8>



Creative Ideas: This week we are learning about Chinese New Year.

Click [here](#) and enjoy the Dragon song.



There are 5 activities below for you to complete, one each day. These activities will support children's understanding and other key areas of the Early Years Curriculum.

You could enjoy tasting some Chinese food: noodles, prawn crackers and rice.

It is Safer Internet Day on Tuesday. Why don't you see if you can complete the activity provided?

We can't wait to see what you have been learning and making at home!



Reading sheets for Phonics



Practise reading

took

look

book







shook

cook

foot

Nonsense/Alien words


Practise Fred talking and reading these words.

 dwood <small>Note that children may say oo as in zoo or oo as in book.</small>	 swook <small>Note that children may say oo as in zoo or oo as in book.</small>
 thook <small>Note that children may say oo as in zoo or oo as in book.</small>	 plook <small>Note that children may say oo as in zoo or oo as in book.</small>
	

Challenge - Hold a sentence

Say the sentence lots of times with your child then cover it up for them to write.

'Look at my book.'



ar

Practise reading

car

start

part

star

hard

sharp

Nonsense/Alien words

Practise Fred talking and reading these words.

Set 2 Phonics Words ar



charp

Set 2 Phonics Words ar



stard

Set 2 Phonics Words ar



plarp

Set 2 Phonics Words ar



blart

Set 2 Phonics Words ar



flarg

Set 2 Phonics Words ar



nart

Challenge - Hold a sentence

Say the sentence lots of times with your child then cover it up for them to write.

'The star is bright.'









or

Practise reading

sort ._._.	short ._._.
horse ._._.	sport ._._.
fork ._._.	snort ._._.

Practise Fred talking and reading these words.

 forg	 sporg
 sorm	 morch
 thorch	 skorb

Challenge - Hold a sentence

Say the sentence lots of times with your child then cover it up for them to write.

'The pig went snort.'



air

Practise reading

fair

stair

hair

air

chair

lair

Practise Fred talking and reading these words.

Set 2 Nonsense Words: air



sair

Set 2 Nonsense Words: air



nair

Set 2 Nonsense Words: air



gair

Set 2 Nonsense Words: air



yair

Set 2 Nonsense Words: air



zair

Set 2 Nonsense Words: air




plair

Challenge - Hold a sentence

Say the sentence lots of times with your child then cover it up for them to write.

‘My hair is long.’



ir

Practise reading

girl

bird

third

whirl

twirl

dirt

Practise Fred talking and reading these words.

Set 2 Nonsense Words: ir



wirp

Set 2 Nonsense Words: ir



nirth

Set 2 Nonsense Words: ir



quirp

Set 2 Nonsense Words: ir



firl

Set 2 Nonsense Words: ir



mirch

Set 2 Nonsense Words: ir



yirp

Challenge - Hold a sentence

Say the sentence lots of times with your child then cover it up for them to write.

'The girl is sad.'



Read and Draw

I can pat the dog.

The girl did a twirl.

I went to the park.

Look at a book.


Maths Session 1.



#MathsEveryoneCan



Have a go at playing the memory game with a friend.
If you turn over two cards that show the same number, you get to keep that pair! How many pairs did you win?





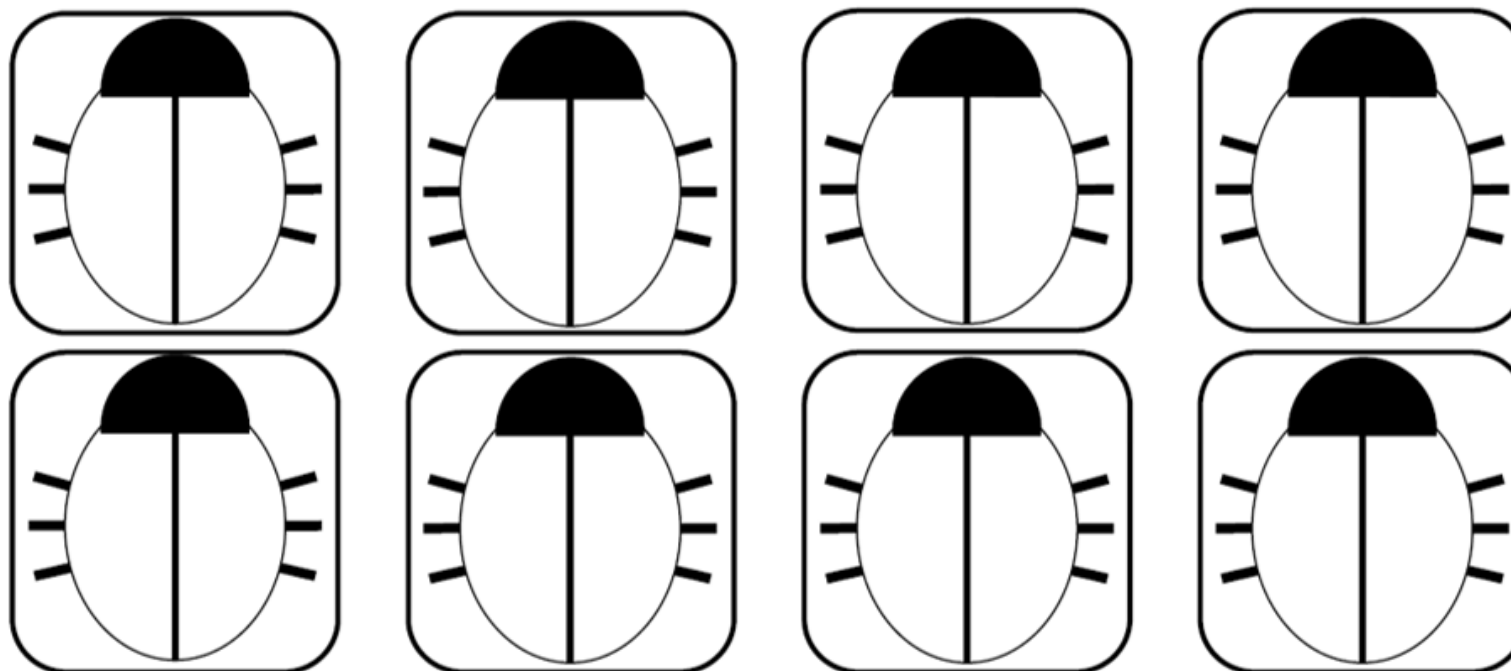
Gold Task



#MathsEveryoneCan



Now have a go at designing your own cards to play the memory game with.



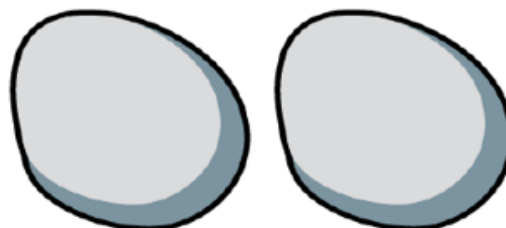

Maths Session 2



#MathsEveryoneCan



Go on a walk to collect some natural objects.
Explore making pairs with what you have found.



How many pairs have you found?
Do you have any objects left over or do they all group into pairs?



Gold Task

Can you count how many socks there are altogether by counting in 2s?



There are _____ socks.



There are _____ socks.



There are _____ socks.



There are _____ socks.



There are _____ socks.



There are _____ socks.

Maths Session 3



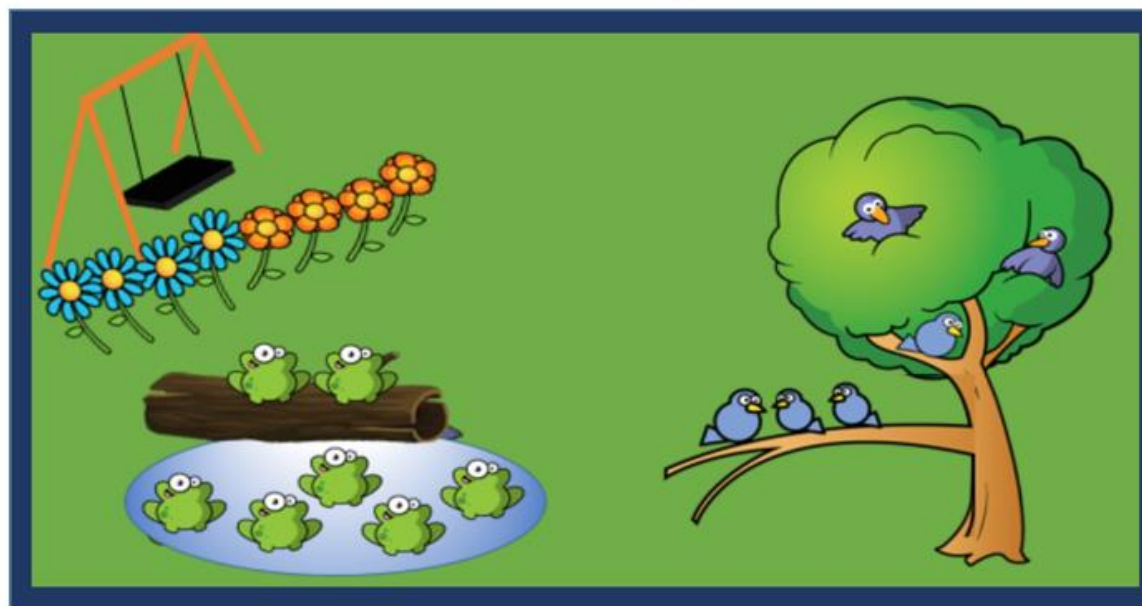
#MathsEveryoneCan



Look carefully at the picture.

Can you find 4 flowers and 4 flowers? How many flowers altogether?

Can you find 2 and 5? How many altogether? What else can you see?



Now make your own picture and draw some groups to count.



Gold Task

Number Shape Addition to 10

Use the number shapes to work out the answers to each addition question.

$$\begin{array}{|c|c|} \hline \text{Two circles in a row} & + \text{One circle in a square} \\ \hline \end{array} =$$

$$\begin{array}{|c|c|} \hline \text{Three circles in an L-shape} & + \text{Two circles in a row} \\ \hline \end{array} =$$

$$\begin{array}{|c|c|} \hline \text{Four circles in a 2x2 square} & + \text{Three circles in an L-shape} \\ \hline \end{array} =$$

$$\begin{array}{|c|c|} \hline \text{Five circles in a 2x3 rectangle} & + \text{Two circles in a row} \\ \hline \end{array} =$$

$$\begin{array}{|c|c|} \hline \text{Six circles in a 3x2 rectangle} & + \text{One circle in a square} \\ \hline \end{array} =$$

$$\begin{array}{|c|c|} \hline \text{Five circles in a 2x3 rectangle} & + \text{Five circles in a 2x3 rectangle} \\ \hline \end{array} =$$

$$\begin{array}{|c|c|} \hline \text{Three circles in an L-shape} & + \text{Two circles in a row} \\ \hline \end{array} =$$

$$\begin{array}{|c|c|} \hline \text{Four circles in a 2x2 square} & + \text{One circle in a square} \\ \hline \end{array} =$$

$$\begin{array}{|c|c|} \hline \text{Five circles in a 2x3 rectangle} & + \text{Four circles in a 2x2 square} \\ \hline \end{array} =$$

$$\begin{array}{|c|c|} \hline \text{Six circles in a 3x2 rectangle} & + \text{Three circles in an L-shape} \\ \hline \end{array} =$$

$$\begin{array}{|c|c|} \hline \text{Five circles in a 2x3 rectangle} & + \text{Two circles in a row} \\ \hline \end{array} =$$



Maths Session 4



#MathsEveryoneCan



How many spots do the dominoes have on each side?

How many do they have altogether?



#MathsEveryoneCan



Use the dominoes to fill the track.
Touching ends must match.


Can you make a complete circuit?




Gold Task

Chinese Dominoes


Use the dominoes to write the addition sentence and answer.



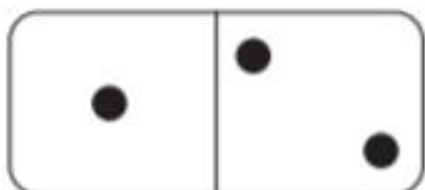
$$\square + \square = \square$$




$$\square + \square = \square$$



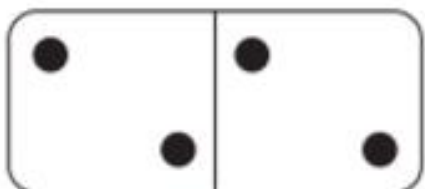
$$\square + \square = \square$$




$$\square + \square = \square$$




$$\square + \square = \square$$



$$\square + \square = \square$$



$$\square + \square = \square$$



$$\square + \square = \square$$



Domino Doubles Addition to 20

$$\begin{array}{|c|c|} \hline \bullet & \bullet \\ \hline \bullet & \bullet \\ \hline \end{array} + \begin{array}{|c|c|} \hline \bullet & \bullet \\ \hline \bullet & \bullet \\ \hline \end{array} = \square$$

$$\begin{array}{|c|c|} \hline \bullet & \bullet \\ \hline \bullet & \bullet \\ \hline \end{array} + \begin{array}{|c|c|} \hline \bullet & \bullet \\ \hline \bullet & \bullet \\ \hline \end{array} = \square$$

$$\begin{array}{|c|c|} \hline \bullet & \bullet \\ \hline \bullet & \bullet \\ \hline \end{array} + \begin{array}{|c|c|} \hline \bullet & \bullet \\ \hline \bullet & \bullet \\ \hline \end{array} = \square$$

$$\begin{array}{|c|c|} \hline \bullet & \bullet \\ \hline \bullet & \bullet \\ \hline \end{array} + \begin{array}{|c|c|} \hline \bullet & \bullet \\ \hline \bullet & \bullet \\ \hline \end{array} = \square$$

$$\begin{array}{|c|c|} \hline \bullet & \bullet \\ \hline \bullet & \bullet \\ \hline \end{array} + \begin{array}{|c|c|} \hline \bullet & \bullet \\ \hline \bullet & \bullet \\ \hline \end{array} = \square$$

$$\begin{array}{|c|c|} \hline \bullet & \bullet \\ \hline \bullet & \bullet \\ \hline \end{array} + \begin{array}{|c|c|} \hline \bullet & \bullet \\ \hline \bullet & \bullet \\ \hline \end{array} = \square$$



Maths Session 5



#MathsEveryoneCan

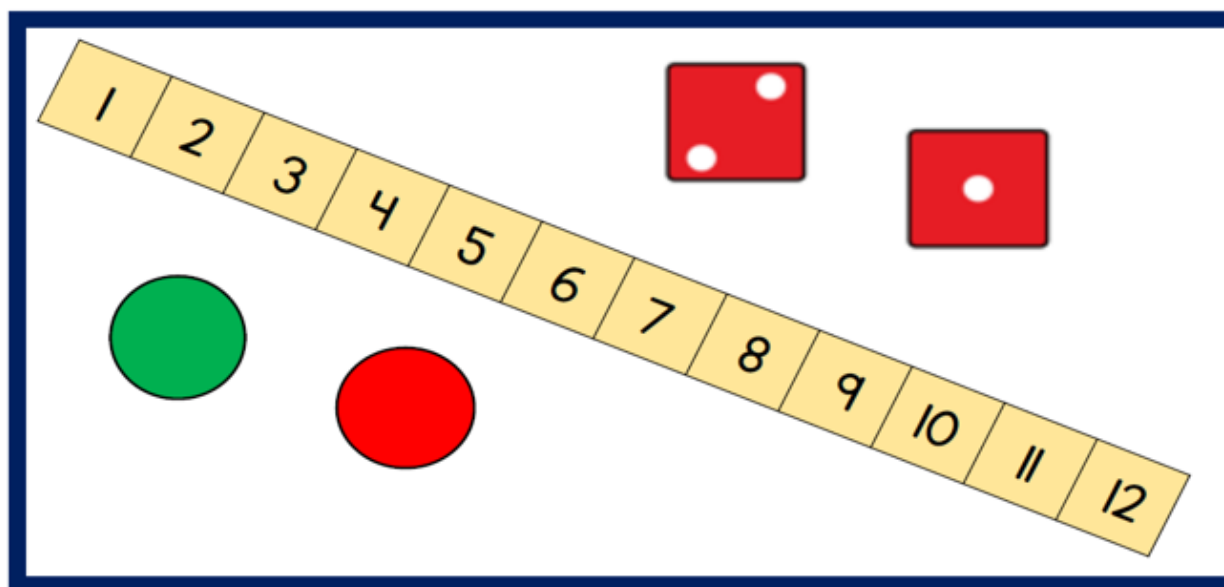


Play the number track game with a friend.

Roll 2 dice. How many spots do you have altogether?

Can you predict what number you will land on?

How many more spaces do you need to move in order to win the game?



Gold Task – Can you write an addition sum to represent the number of spots there are altogether?



Extended Curricular Learning



Topic: Understanding the World. Chinese New Year.

Monday 8th February 2021

VIPs:

When it is Chinese New Year, people welcome the New Year with customs to bring good luck, good fortune, and happiness.

Watch the story of the Chinese New Year story:

1. Click on the link [here](#).
2. Can you think of things that make you happy?
3. Draw or paint a picture of the things that make you happy.

Deepen the moment (challenge)


Can you write a sentence to say what makes you happy?

Can you write a sentence about winter using your phonic knowledge?

Things That Make Me Happy

What makes you happy? Have a think and talk about your ideas with a grown-up.

Draw an idea into each thought bubble – you can draw a smiley, happy picture of you too!





Extended Curricular Learning



Topic Understanding of the World – Chinese New Year.

Tuesday 9th February 2021

VIPs:

When it is Chinese New Year, people welcome the New Year with customs to bring good luck, good fortune, and happiness.

Use the pictures below to help you complete the activities:

1. Click on the link [here](#). Scroll down and watch how families prepare for Chinese New Year.
2. Can you see similarities and differences between our New Year and the Chinese New Year?

Deepen the moment (challenge)

Can you write a sentence about how our New Year is similar?

Can you write a sentence about how our New Year is different?

Similarities	Differences



Extended Curricular Learning

Topic Understanding of the World- Chinese New Year.

Wednesday 10th February 2021

VIPs:

Chinese New Year starts a new animal zodiac year.


Use the picture of the Ox below. This is the Year of the Ox for Chinese New Year.

1. Can you colour in the picture of the Ox?
2. Can you write a sentence about the Ox?

Deepen the moment (challenge)

Can you add descriptive words into your sentence?

For example, brown, large, etc.



Extended Curricular Learning

Topic - Expressive Arts and Design.

Thursday 11th February 2021

VIPs:

The New Year is often celebrated with dragon dances, lion dances, gift exchanging and fireworks. It ends typically with lantern festivals.


Use the instructions below to make your own Chinese lantern.

Deepen the moment (challenge)

Can you research some Chinese symbols and add these to your lantern?

How to make a paper lantern:

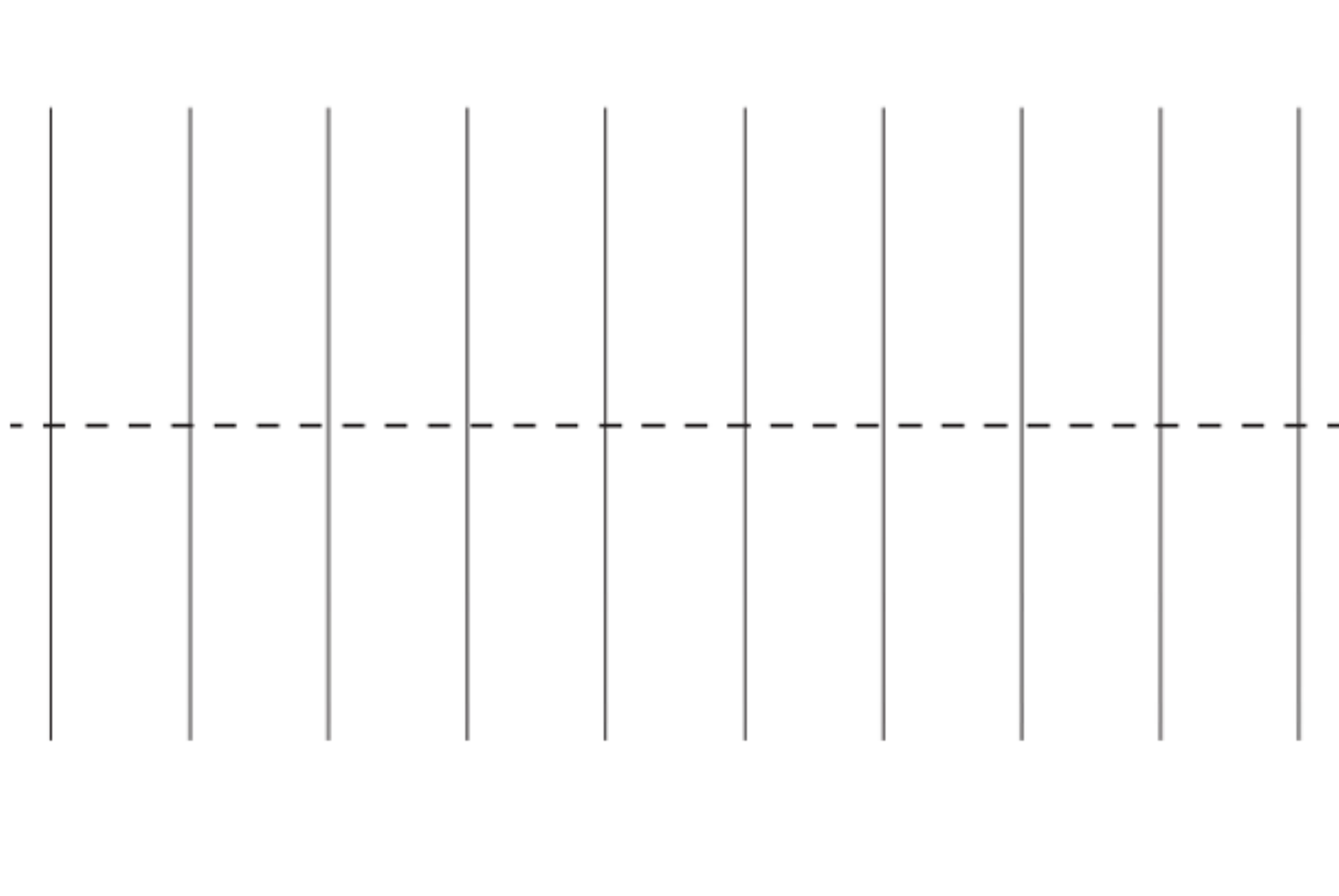
1. Cut off one end of the paper. Set aside to use as the handle.
2. Decorate the sheet using coloured pens, paint or glitter.
3. Fold your paper in half lengthwise along the dashed line.
4. Cut the marked lines along the sheet. (Do not cut to the edge of the paper).
5. Unfold the paper.
6. Match the long edges together on the lantern and use tape to hold it in place.
7. Staple the handle to the top of the lantern.



Why not try printing the template onto coloured paper?



Chinese lantern template.





Extended Curricular Learning



Topic: Understanding of the world - Chinese New Year.

Friday 12th February 2021 - Activity 5

VIPs:

Chinese New Year starts a new animal zodiac year.


Can you order the numbers to make the Chinese dragon's body?
You can either write the numbers in order or cut and stick with glue in the right order.

Deepen the moment (challenge)

Can you find out any fun facts about China on the back of your dragon or on a piece of paper?

Chinese Dragon Ordering 1 to 20

Cut out the numbers below and stick them in the right order on the Chinese dragon.



**Put my body back in
the right order!**

