











EYFS/Reception Remote Learning Schedule

W/C 1 st February	Monday	Tuesday	Wednesday	Thursday	Friday
Phonics	Lesson 1: the 'ay' sound <u>Set 2 speedy sound 'ay'.</u>	Lesson 2: the 'ee' sound <u>Set 2 speedy sound 'ee'.</u>	Lesson 3: the 'igh' sound <u>Set 2 speedy sound 'igh'.</u>	Lesson 4: the 'ow' sound <u>Set 2 speedy sound 'ow'.</u>	Lesson 5: the oo sound <u>Set 2 speedy sound oo.</u>
 <p>Can you read or write words with today's sound? Can you use some of your words to write a short sentence?</p> <div data-bbox="62 935 501 1098"> <div>A B C capital letters</div> <div> finger spaces</div> <div> full stop</div> </div>	<p>Use the picture card below and say: 'ay – may I play?' Read the 'ay' words within this pack. Can you think of other words with the 'ay' sound?</p> <p>ay</p>  <p>may I play?</p>	<p>Use the picture card below and say: 'ee – what can you see?' Read the 'ee' words within this pack. Can you think of other words with the 'ee' sound?</p> <p>ee</p>  <p>what can you see?</p>	<p>Use the picture card below and say: 'igh – fly high' Read the 'igh' words within this pack. Can you think of other words with the 'igh' sound?</p> <p>igh</p>  <p>fly high</p>	<p>Use the picture card below and say: 'ow – blow the snow' Read the 'ow' words within this pack. Can you think of other words with the 'ow' sound?</p> <p>ow</p>  <p>blow the snow</p>	<p>Use the picture card below and say: 'oo – poo at the zoo' Read the 'oo' words within this pack. Can you think of other words with the 'oo' sound?</p> <p>oo</p>  <p>poo at the zoo</p>
<p>Remember to read your reading book and practise the sounds every day. Don't forget your red words too; these are the words you can't sound out.</p> <p>Continue to practise reading and spelling these words: he she we me my</p>					



Remember to share your learning on ClassDojo!

Take a photo of your work and upload it to the Portfolio or Messaging section for your teacher to see.



Maths

This week we will be learning about the numbers 6, 7 and 8


Each session includes a short video and task produced by the White Rose Maths Hub and can be accessed by clicking on the link

[Growing 6, 7, 8! - Week 1 | White Rose Maths](#)

Maths Lesson 1:

Which show 6?
Explore the composition of 6.

Watch video 1



Maths Lesson 2:

The composition of 7. Sorting 6, 7 and 8.

Watch video 2

Maths Lesson 3:

The composition of 8.

Watch video 3

Maths Lesson 4:

Matching 6, 7 and 8

Watch video 4


Maths Lesson 5:

1 more and less

Watch video 5

Here are links to the stories that support this week's maths:

Six Dinner Sid <https://www.youtube.com/watch?v=3XAdTJCtgTs>
Kipper's Toybox [Kippers Toy Box - YouTube](#)





Creative ideas

This week we are reading the story 'Lost and Found' by Oliver Jeffers.

Click [here](#) to watch a video of the story being read.

There are 5 activities below for you to complete, one each day! These activities will support children's understanding of other key areas of the Early Years Curriculum.






Phonics Sheets – ay

Speed Sounds Set 2

ay



Practise reading

Read in Fred Talk, then read the word

play

day

may

way

say

spray

Nonsense/Alien words

Practise Fred talking and reading these words.

Set 2 Nonsense Words: ay



tay

Set 2 Nonsense Words: ay



shay

Set 2 Nonsense Words: ay



kay

Set 2 Nonsense Words: ay



vray

Set 2 Nonsense Words: ay



chay

Set 2 Nonsense Words: ay



blay

Challenge - Hold a sentence

Say the sentence lots of times with your child then cover it up for them to write.


'Put the tray away.'



Phonics Sheets – ee

Speed Sounds Set 2

ee



ee

Practise reading

Read in Fred Talk, then read the word

see

three

been

green

seen

sleep

Nonsense/Alien words

Practise Fred talking and reading these words.

Set 2 Nonsense Words: ee



steen

Set 2 Nonsense Words: ee



sclee

Set 2 Nonsense Words: ee



treek

Set 2 Nonsense Words: ee



cheeth

Set 2 Nonsense Words: ee



fleep

Set 2 Nonsense Words: ee



dreen

Challenge - Hold a sentence

Say the sentence lots of times with your child then cover it up for them to write.

'He can see the sheep.'



Phonics Sheets – igh

Speed Sounds Set 2

igh



igh

Practise reading

high

night

light

fright

bright

might

Nonsense/Alien words

Practise Fred talking and reading these words.

Set 2 Nonsense Words: igh



quigh



Set 2 Nonsense Words: igh

zigh

Set 2 Nonsense Words: igh



kigh

Set 2 Nonsense Words: igh



glight

Set 2 Nonsense Words: igh



dight

Set 2 Nonsense Words: igh



pright

Challenge - Hold a sentence

Say the sentence lots of times with your child then cover it up for them to write.

'A bright light.'



Phonics Sheets – ow

Speed Sounds Set 2

ow



Practise reading

blow

snow

low






show

know

slow

Nonsense/Alien words

Practise Fred talking and reading these words.

<small>Set 2 Nonsense Words: ow</small>  srow <small>Note that children may say ow as in snow or ow as in cow.</small>	<small>Set 2 Nonsense Words: ow</small>  zow <small>Note that children may say ow as in snow or ow as</small>
<small>Set 2 Nonsense Words: ow</small>  trow <small>Note that children may say ow as in snow or ow as in cow.</small>	<small>Set 2 Nonsense Words: ow</small>  drow <small>Note that children may say ow as in snow or ow as</small>
<small>Set 2 Nonsense Words: ow</small>  spow	<small>Set 2 Nonsense Words: ow</small>  smow

Challenge - Hold a sentence

Say the sentence lots of times with your child then cover it up for them to write.

'Show me the snow.'



Phonics Sheets – oo

Speed Sounds Set 2

oo



Practise reading

too

zoo

food

pool

moon

spoon

Nonsense/Alien words

Practise Fred talking and reading these words.

Set 2 Nonsense Words: oo



moom

Note that children may say oo as in zoo or oo as in book.

Set 2 Nonsense Words: oo



choove

Note that children may say oo as in zoo or oo as in book.

Set 2 Nonsense Words: oo



drood

Set 2 Nonsense Words: oo



goove

Note that children may say oo as in zoo or oo as in book.

Set 2 Nonsense Words: oo



shoom

Note that children may say oo as in zoo or oo as in book.

Set 2 Nonsense Words: oo



sploot

Challenge - Hold a sentence

Say the sentence lots of times with your child then cover it up for them to write.

'Zoom to the moon.'

Maths Lesson 1: The composition of 6.

Go on a hunt to find the number 6.

How many different ways can you see 6?



Can you find the numeral 6?

Can you spot a group of 6 objects?

Find and circle all of the number sixes.




Home Learning Challenges



Hidden around the page are 6 penguins. Can you find them all? Can you draw a fish next to each penguin? How many fish did you draw altogether?

Insects have 6 legs. Draw a picture of a ladybird. Can you give it 6 legs? Can you give it 6 spots too?




Have a look at a reading book. Can you find the page numbers? Can you find page 6? Can you see the number 6 on this page too? Can you trace over the numbers at the bottom of the page? You could try writing the number 6 on your own too.



Benjamin Bear went to the shops. He bought a book, a ball, an apple, a cake, a pen and a hat. How many things did he buy altogether? Try drawing some pictures to help you work out the answer.



Have a look at a dice. You could use one from a board game or make one out of paper. Can you count how many sides it has? Can you find the side that shows six spots? Play a game with a grown-up. Take turns to roll the dice 6 times each, who can roll the most 6s? 

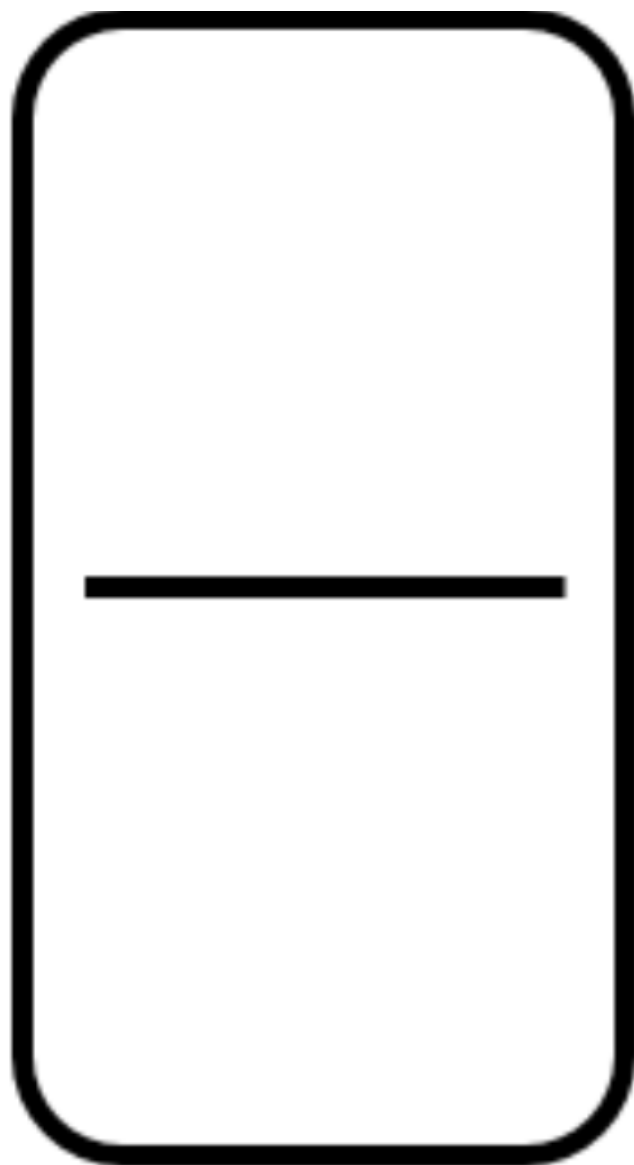


Go on a visit to the shops with a grown-up. Look for some food that comes in sets of 6. For example, can you find a box of 6 eggs? Can you find a packet of 6 cakes or a pack of 6 yoghurts? Try counting some sets by carefully pointing to each item.






Maths Lesson 2: The composition of 7.



Explore all of the different ways that
you can make 7 on a domino.
Have you found all the possible ways?

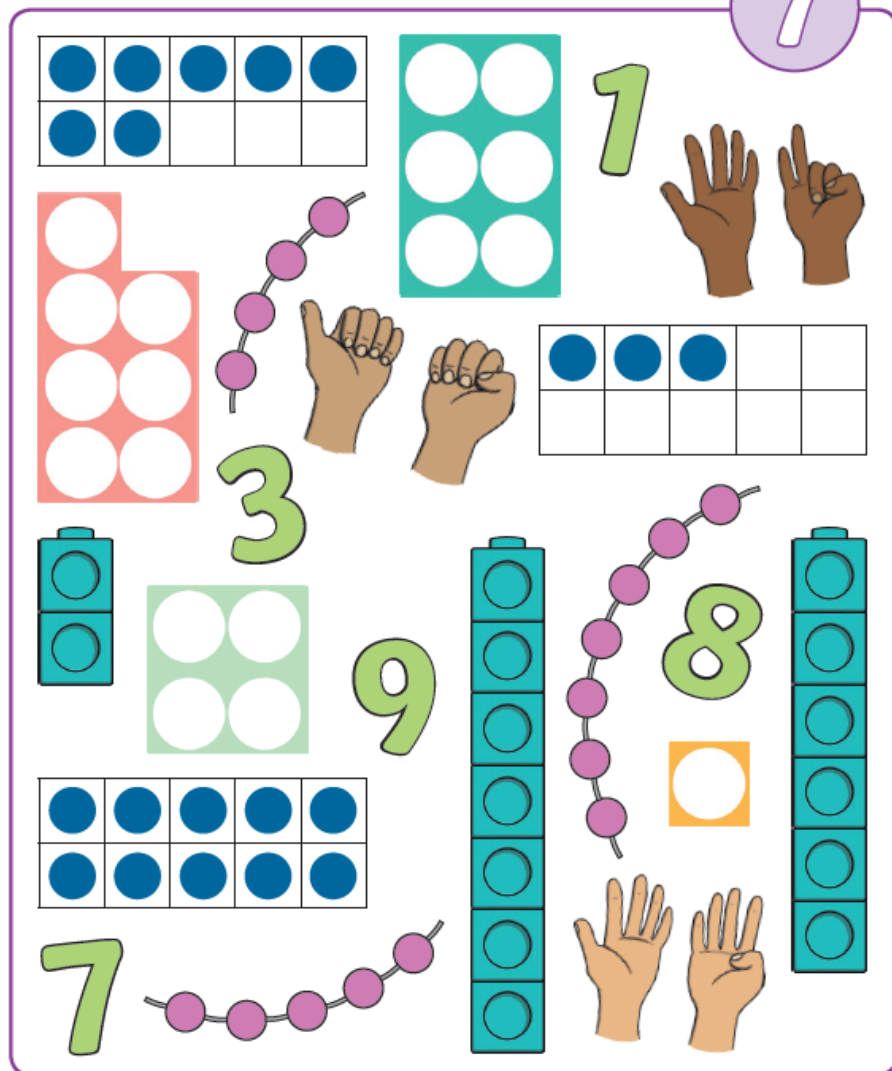


How else could you represent 7?

I Spy Number Seven

Find and circle all of the number sevens.


7





Dotty Dominoes Composition of 6, 7 and 8



Each of my dominoes should have **6** dots in total. Can you draw the missing dots?



Each of my dominoes should have **7** dots in total. Can you draw the missing dots?

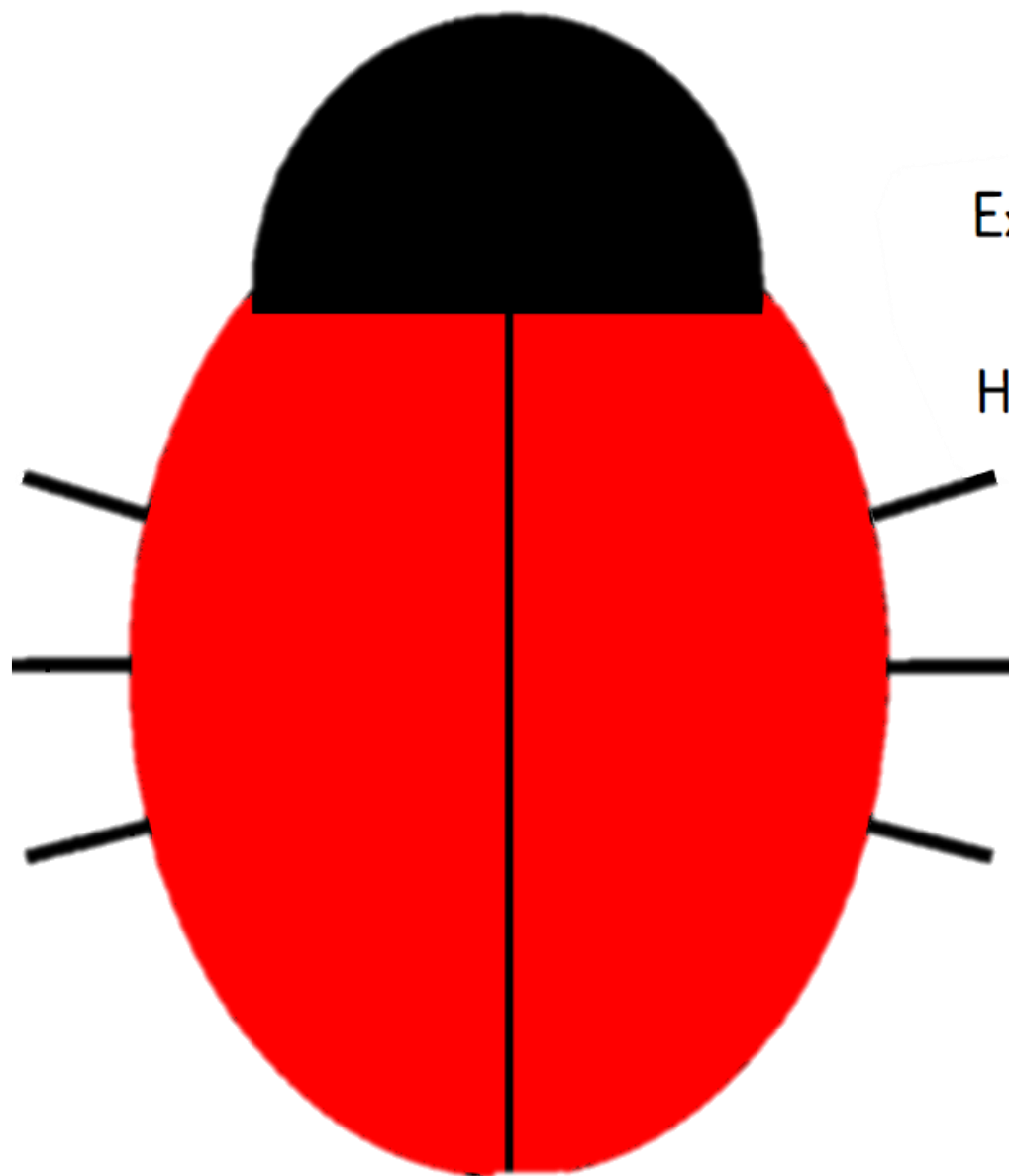


Each of my dominoes should have **8** dots in total. Can you draw the missing dots?






Maths Lesson 3: The composition of 8.



Explore all of the different ways that
you can make 8
Have you found all the possible ways?

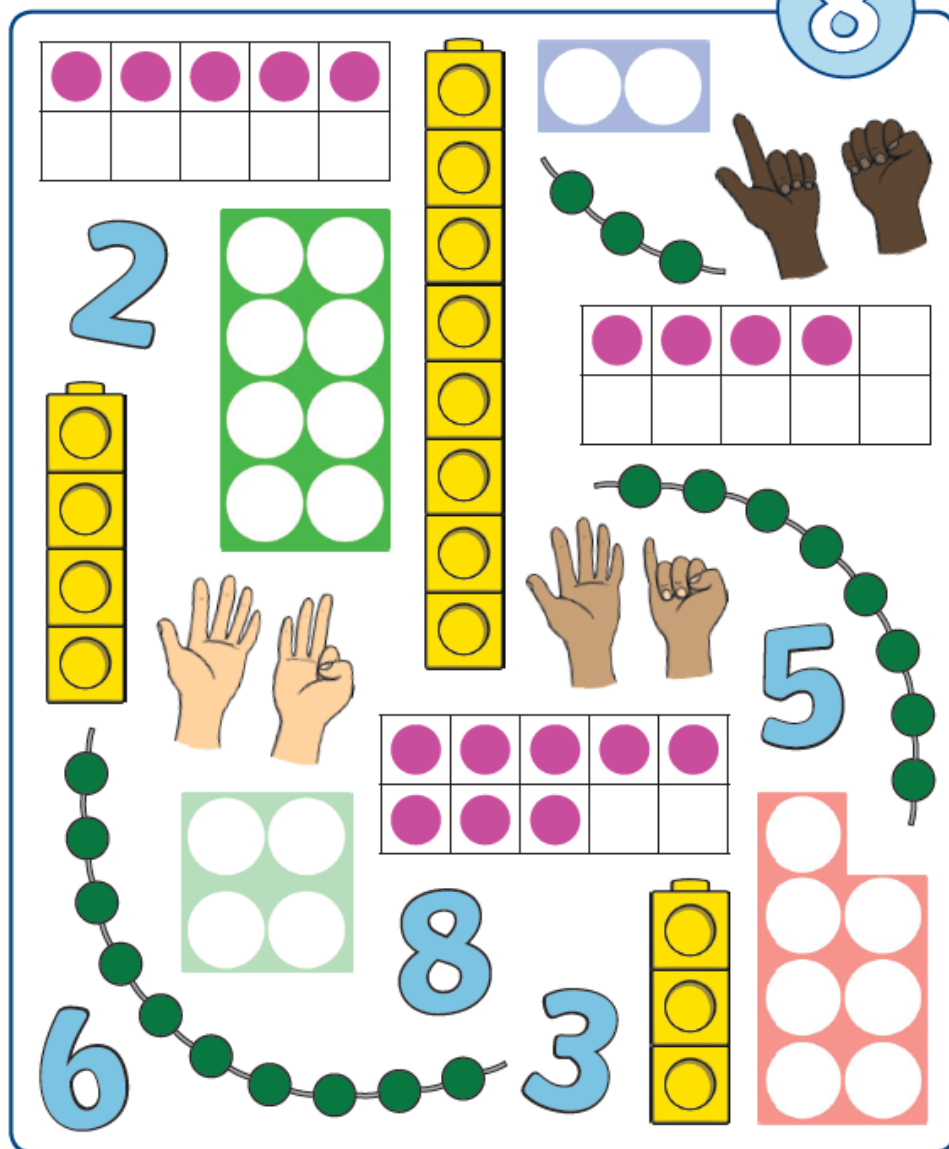




I Spy Number Eight

Find and circle all of the number eights.

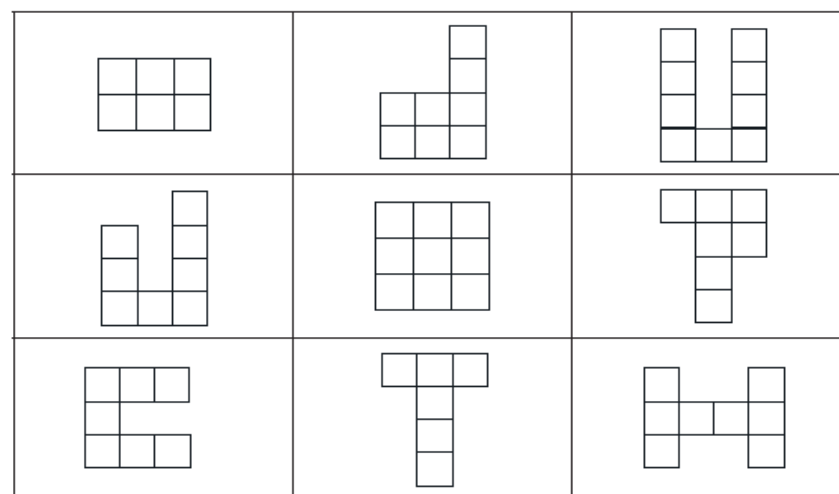
8




Find the Real Octoblocks Activity Sheet



Can you find me hiding in each row of shapes? Colour in the shapes which have 8 blocks.



Now, draw some more Octoblocks. Remember, they will all need 8 blocks.



visit [twinkl.com](https://www.twinkl.com)




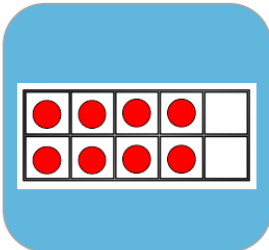






Maths Lesson 4: To match 6, 7 & 8.

You will find a full size set of these memory cards at the end of this pack for you to cut out and use.

Have a go at playing the memory game with a friend.
If you turn over two cards that show the same number, you get to keep them both!



Now have a go at designing your own cards to play the memory game with.

Maths Lesson 5: 1 more and less.

Count some toys into your toy box.

Ask a helper to take out one toy whilst you are not looking. Can you spot who is missing?



What happens to the number of toys when you take one out and then put it back? Does it matter which toy you remove?




Hide-a-Saurus

One More and One Less

Count the number of dinosaurs. Then, write the number that is one more and one less in the boxes.

one less

one more



Find One More or One Less

Home Learning Challenges

Ask your grown-up to tell you a number. Place this number of raisins or cereal pieces on your plate. If your grown-up says 'one more', can you add one more and say the number you have? If your grown-up says 'one less', can you eat one then count the number you have left?

There are 6 frogs on a log. One jumps into the pond. How many frogs are left on the log? Can you draw a picture to show the number of frogs?



Ask a friend or grown-up to place some small toys in front of them and say how many they have. Can you count out a group of toys that is one more?

Build a tower with 7 bricks. Can you build two more towers of bricks, one that uses one less than 7 bricks and one that uses one more than 7? Can you put these in an order? What do you notice?



Ask a grown-up to draw a spotty snake. How many spots does it have? Can you count them? Can you draw a snake that has one less spot?

Park 5 toy cars in pretend car park. If one car drives away, will there be more or fewer cars? Drive one away and check by counting. Park a different number of cars in the car park and do this again.



Extended Curricular Learning

Topic: Understanding the World

Monday 1st February 2021 – Activity 1

VIPs

There are lots of different species of penguin.

Penguins are a type of bird.

Information can be shown in lots of different ways.

Find out some penguin facts. What do they eat? Where do they live? Which species is the biggest/smallest/fastest? You can make a fact sheet, booklet or chart to show the information. Using drawings and pictures is a good way to show what you have found out too!

Deepen the moment (challenge)

Can you make a penguin quiz from what you have found out?

Can you make a video of you explaining what you know?

What have you found out about penguins?

How do Penguins move?

Penguin Species

 Adelie	 African	 Chinstrap	 Emperor	 Fiordland
 Galapagos	 Gentoo	 Humboldt	 King	 Little
 Macaroni	 Rockhopper	 Royal	 Snares	 Yellow-eyed

Extended Curricular Learning

Topic: Communication and Language, People and Communities

Tuesday 2nd February 2021 – Activity 2

VIPs

Sharing books with family and friends is a lovely thing to do.

Everyone is different and enjoys different things.




Enjoy some more penguin stories. Here are three more stories about penguins. Click on the books to hear them being read. Do you have any penguin stories at home?

Which one do you like best? Draw a picture of your favourite penguin story.

Deepen the moment (challenge)

Can you write a sentence to say why it is your favourite?

Can you make your own penguin story? You could draw a set of pictures to show what happens.



Extended Curricular Learning

Topic: Expressive Arts and Design

Wednesday 3rd February 2021 – Activity 3

VIPs

Penguins have a head, body, beak, eyes, feet and wings.

We can use tape and glue to join things together.

We can recycle some of our rubbish to make art.

Make a model of a penguin. There are lots of different ways! You could use card, paper, boxes, cardboard tubes, egg boxes, paint or crayons.

Deepen the moment (challenge)

Can you find out what a group of penguins is called?

Can you write some instructions to tell others how you made your penguin or a list of the things that they would need to make it?



Extended Curricular Learning

Topic: Physical Development and Expressive Arts and Design

Friday 5th February 2021 – Activity 5

VIPs

Yoga is a type of exercise.

Yoga can make our bodies and minds feel well.



We can tell stories using actions and movement.

Join in with the Cosmic Yoga session about Pedro the Penguin. Can you copy the moves and make your body into the different shapes? Click [here](#) to watch the session.

Deepen the moment (challenge)

Can you make up your own moves to go with the story?

Can you write a list of other types of exercise that you can do at home?



Have a go at playing the memory game with a friend.

If you turn over two cards that show the same number, you get to keep them both!

