



Y2

Remote Learning

ANSWER PACK

*25th - 29th January
2021*



Maths answers

Lesson 1

1 Here are some socks.



a) Draw lines to match the pairs of socks.

b) Complete the sentences.

There are socks altogether.

There are socks in each pair.

There are pairs of socks.

2 Here are some counters.



a) Circle groups of 2

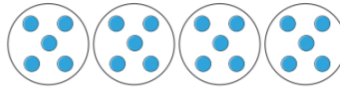
b) Complete the sentences.

There are counters altogether.

There are equal groups of 2 counters.

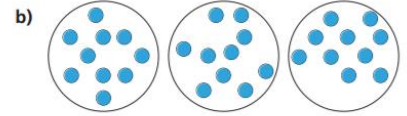
3 Complete the sentences.

a)



There are counters altogether.

There are equal groups of counters



There are counters altogether.

There are equal groups of counters.

4 Use 30 counters.

a) How many equal groups of 2 can you make?

b) How many equal groups of 5 can you make?

c) How many equal groups of 10 can you make?

Talk about your answers.

Lesson 2

Make equal groups – grouping

1 Annie has 10 apples.



Annie has some plates.
She wants to put 2 apples on each plate.
Show how Annie groups the apples.



Complete the sentences.

There are apples.

There are apples on each plate.

There are plates.

2 Take 15 counters.



Put the counters into groups of 3.
Complete the sentences.
There are 15 counters.

The counters are in groups of

There are groups.

3 Mo has 20 chairs.

a) Circle groups of 5 chairs.

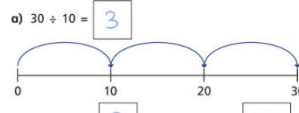


b) How many groups did you circle?

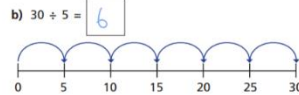
c) Complete the number sentence.

$$\boxed{20} \div \boxed{5} = \boxed{4}$$

4 Complete the number sentences.
Use the number line to help you.



30 is made of equal groups of



30 is made of equal groups of

c) Investigate other equal groups you could make with 30.



Talk about it with a partner

5 Eva is putting 24 pencils into pots.



She puts 2 pencils into each pot.

How many pots does Eva need?

$$\boxed{24} \div \boxed{2} = \boxed{12}$$

Eva needs pots.

6 With 40 counters you can only make equal groups of 4 and 10



Is Ron correct?

Use counters to show how you know.

Lesson 3

Divide by 2

1 Complete the sentences.

a)



There are 12 cherries.

There are groups.

There are cherries in each group.

$$12 \div 2 = \boxed{6} \quad 2 \times \boxed{6} = 12$$

b)



There are 10 muffins.

There are muffins in each group.

There are groups.

$$10 \div 2 = \boxed{5} \quad \boxed{5} \times 2 = 10$$

2 Complete the number sentences for each array.

a)

$$\boxed{4} \times 2 = 8$$

$$8 \div 2 = \boxed{4}$$

b)

$$\boxed{8} \times 2 = 16$$

$$16 \div 2 = \boxed{8}$$

3 There are 14 socks.



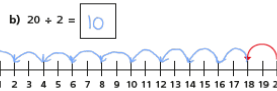
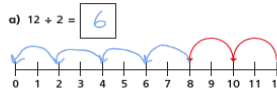
Amir puts them in pairs.

a) How many pairs of socks does he have?

b) Complete the number sentence.

$$\boxed{14} \div \boxed{2} = \boxed{7}$$

4 Use the number lines to complete the division sentences.



Is there another way to work this out?

5 Alex has 22 pencils.

She puts them into pots.
Each pot has 2 pencils.
How many pots does Alex need?

$$22 \div 2 = \boxed{11}$$

Alex needs pots.

6 If I know my 2 times-table, I can use this to help me divide by 2

Do you agree with Dora?

7 Complete the divisions.

- a) $6 \div 2 = \boxed{3}$ e) $\boxed{10} \div 2 = 5$
 b) $10 \div 2 = \boxed{5}$ f) $\boxed{12} \div 2 = 6$
 c) $14 \div 2 = \boxed{7}$ g) $\boxed{18} \div 2 = 9$
 d) $0 \div 2 = \boxed{0}$ h) $\boxed{22} \div 2 = 11$

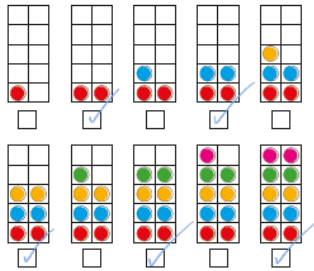


Lesson 4

Odd and even numbers

White Rose Maths

1 Eva uses counters to make the numbers from 1 to 10




Tick all the numbers that are even.
What do you notice about all the even numbers?

2 Use counters and ten frames.

- a) Show that 14 is an even number.
- b) Show that 15 is an odd number.
- c) Work out whether 18 is even or odd. Compare answers with a partner.

5 Dexter makes the number 70 from base 10



70 is odd as you cannot share into 2 equally.

What mistake has Dexter made?

6 a) Teddy has a 2-digit number. The 1st digit has been covered up.



Is Teddy's number odd or even? Circle your answer.

odd even you cannot tell

How do you know?

b) Dora has a 2-digit number. The 2nd digit has been covered up.



Is Dora's number odd or even? Circle your answer.

odd even you cannot tell

3 Draw circles to show the groups.

- a) Group the shoes in 2s to show that 16 is even.



- b) Group the socks in 2s to show that 17 is odd.



4 Colour all the even numbers.

1	2	3	4	5	6	7	8	9	10
11	12	13	14	15	16	17	18	19	20
21	22	23	24	25	26	27	28	29	30
31	32	33	34	35	36	37	38	39	40
41	42	43	44	45	46	47	48	49	50

What do you notice about the last digit of all the even numbers?

© White Rose Maths 2019

7 Roll 2 dice and find the total.

Complete the table.

Dice 1	Dice 2	Total	Is the total odd or even?
3 (odd)	2 (even)	3 + 2 = 5	odd

What patterns can you spot?

8 Whitney is making a number pattern.

3, 5, 7, 9, 11, 13, 15, 17, 19

- a) Write the missing numbers.
- b) Write 2 numbers greater than 30 that could be in the pattern. 31, 33
- c) Write 2 numbers greater than 60 that could not be in the pattern. 62, 66

Lesson 5

question	answer	marks
1	16	1
2	13	1
3	75	1
4	9	1
5	18	1
6	28	1

7	10	1
8	18	1
9	6	1
10	90	1
11	16	1
12	83	1
13	9	1
Total 13		



English Answers

Lesson 1

Answers

1. Who are the main characters in this story? Tick one.

- the blue whale and the snow petrel
 Gaspar and Rossi
 the silverfish

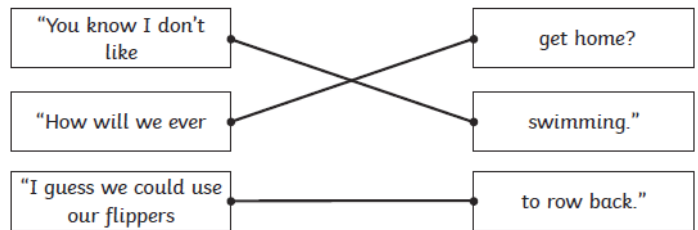
2. What makes a cracking sound in the story? Tick one.

- a chunk of ice breaking off**
 Gaspar hitting his head
 Rossi stomping her feet

3. Why is Gaspar worried when the iceberg floats out to sea?

Because he can't swim. / Because he doesn't know how they will get home

4. Draw a line to match up the boxes to complete the sentences.



5. Complete this sentence.

"You got us through our most dangerous adventure yet!"

journey

adventure

day

English WAGOLL for lessons 2-4

Introduction

Penguins are special birds who live in Antarctica in the Southern Hemisphere of the world. Whilst you might think that all birds can fly, penguins can't fly but they are fantastic swimmers. Read on to find out more.

What do they look like?

Penguins have black and white feathers which cover their bodies. The colours help them to camouflage on the ice and in the sea. Penguins have layers of thick blubber under their skin as well as on their feet to keep them warm in the freezing conditions. These fantastic birds also have flipper like wings that make them experts in the water.

What do they eat and where do they live?

The clever penguins are excellent hunters because they are able to search for their food near the surface of the water. They are carnivores which means they eat meat. A penguin's favourite diet is krill, fish, squid and small sea creatures they can find. These amazing animals do not just spend time hunting in the water, they also live in colonies on the ice with over 1000 penguins in a colony keeping each other safe.

Did you know?

- Penguins can slide on their bellies to move across the ice faster.
- The emperor penguin can be as tall as a 6 year old child.
- Penguin fathers look after the chick by balancing the egg on their feet until it hatches.



Reading for productivity Answers

Music answers

Deep Sea Explorers Answers

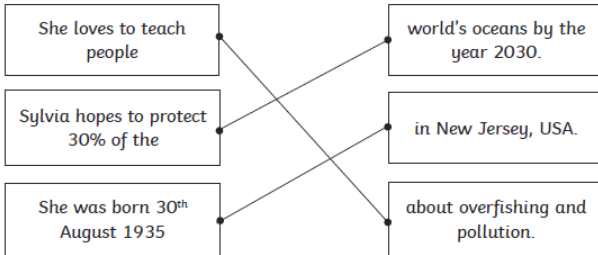
1. When was Jacques-Yves Cousteau born? Tick **one**.

- 11th June 1933
- 11th June 1948
- 11th June 1910

2. What did Jacques's friend give him to swim in the Mediterranean Sea?

A pair of goggles.

3. Draw lines to match these sentences.



4. Circle **true** or **false** to show whether these sentences are correct.

Robert was part of a team to locate the RMS Titanic.	True/False
Robert was born in New Jersey, USA.	True/False
Robert and a team of engineers built a robotic sub.	True/False

5. What is the name of the robotic sub that could send live video from the ocean floor?

Argo

PSHCE answers

1. Name 3 emotions that can be linked to mental health.

sad, angry and anxious

2. If we are eating an unhealthy diet will this help our mental health? Why?

No because when we don't eat healthily it can make us feel grumpy, tired, lack motivation and lose concentration.

3. How long should you exercise for each day?

30 minutes

4. How can helping someone make you feel about yourself?

good

5. Write one example of how you can recharge your batteries.

Lie on your bed in peace and quiet. Children may also write their own idea for this question.

6. What will you do from now on to improve your mental health?

Children may write any idea that they feel will help them when they are upset, angry or anxious.

Computing answers

Year 2 Answer Pack

DT answers

1. Where can sliders move?

Sliders can move left, right, up or down.

2. Find and copy 2 things you will need to make a slider.

Any 2 of the following are accepted as answers.

- a background image**
- an image of a character**
- a stick or strip of card**
- scissors**
- a ruler**

3. What should you use to ensure the line is straight?

a ruler

4.

4	Number the sentences below from 1 to 5 to show the correct order they should be done. The first one is done for you.
Then, insert the stick into the slit you have made.	4
Use a ruler to join the dots up and then cut along the dots.	2
Finally, move the character back and forth.	5
First, draw two dots on either side of your background.	1
Next, cut out your character and stick it on the end of the stick or strip of card.	3

Science answers

1. How many categories are there?

3

2. Name one example which is shown to be alive.

dog, boy/child or tree

3. Name one example that is shown to be dead.

paper, leaf or fossil

4. Find and copy 3 things that something which is alive can do.

Children can choose any 3 of the following options- grow, feed, move, get rid of waste, breathe oxygen, reproduce, adapt/change.

5. Is a fossil alive?

No because it cannot (list one of more of the options above).

6. What else could be put in the 'never been alive' category?

Children may list any object which isn't made from a material that can do any of the 7 listed above.

1. What is the Icefin used for?

To explore what is under the ice in Antarctica.

2. Why was a robot used to go under the ice instead of a human?

Robots were used because the temperatures were too cold for humans to survive.

3. Where will NASA use robots like Icefin?

Jupiter's frozen moon Europa.

4. What 3 things were used to find out why there was a giant hole in the ice?

Robots, satellites and seals fitted with head sensors.