



















EYFS / Reception: Remote Learning Schedule

W/C 1 st March	Monday	Tuesday	Wednesday	Thursday	Friday
<p>Phonics</p> 	<p>Lesson 1: The 'oo' sound Set 2: speedy sound 'oo'. Use the picture card below and say: 'oo – look at a book' Can you think of other words with the 'oo' sound?</p>	<p>Lesson 2: The 'ar' sound Set 2: speedy sound 'ar'. Use the picture card below and say: 'ar – start the car' Can you think of other words with the 'ar' sound?</p>	<p>Lesson 3: The 'or' sound Set 2: speedy sound 'or'. Use the picture card below and say: 'or – shut the door' Can you think of other words with the 'or' sound?</p>	<p>Lesson 4: The 'air' sound Set 2: speedy sound 'air'. Use the picture card below and say: 'air – that's not fair' Can you think of other words with the 'air' sound?</p>	<p>Lesson 5: The 'ir' sound Set 2: speedy sound 'ir'. Use the picture card below and say: 'ir – whirl and twirl' Can you think of other words with the 'ir' sound?</p>
<p>Can you read or write words with today's sound?</p> <p>Can you use some of your words to write a short sentence?</p> <div data-bbox="47 1054 459 1235"> <div> A B C capital letters </div> <div>  finger spaces </div> <div>  full stop </div> </div>	  <p>look at a book a book look book shoo look book</p>	  <p>start the car a car car car car car car car car car car</p>	  <p>shut the door a door door door door door door door door door door</p>	  <p>that's not fair a fair fair fair fair fair fair fair fair fair fair</p>	  <p>whirl and twirl a girl girl girl girl girl girl girl girl girl girl</p>
<p>Remember to read your reading book and practise the sounds every day. Don't forget your red words too; these are the words you can't sound out.</p> <p>Continue to practise reading and spelling these words: be we no you said</p>					



Maths This week we will continue learning about the numbers 9 and 10. Each session includes a short video and task produced by the White Rose Maths Hub. You can access the videos daily by clicking the link here . After completing the activity for each day why not challenge yourself with the gold task!	Maths Session 1: Counting back from 10 – 10 in a bed. Watch video 1	Maths Session 2: Comparing numbers within 10. Watch video 2	Maths Session 3: Comparing numbers within 10. Watch video 3	Maths Session 4: Making 10. Watch video 4	Maths Session 5: Making 10. Watch video 5
	<div>   </div> <p>Here are some stories that will support our Maths learning this week:</p> <p>How do dinosaurs count to ten? https://www.youtube.com/watch?v=xSn4hYII5cA</p> <p>Ten black dots https://www.youtube.com/watch?v=uPJEqUB2CxA</p>				




Creative ideas


This week we are reading the story ‘The Little Red Hen Makes a Pizza’ by Philemon Sturges, to support our ‘Living Things’ theme. Click [here](#) to watch a video.

Thursday 4th March is ‘World Book Day’. Have a look at the activities below to help celebrate the occasion.

There are 5 activities below for you to complete - one each day! These activities will support children’s understanding of other key areas of the Early Years Curriculum.


We can’t wait to see what you have been learning and making at home!






Remember to share your learning on ClassDojo!

Take a photo of your work and upload it to your Dojo Portfolio or Messaging section for your teacher to see.






Maths Session 1: Counting back in 10 – 10 in a bed.



#MathsEveryoneCan








Sing a rhyme that counts backwards, such as ten in the bed.
Use 10 toys to act out the rhyme as you sing.
Then order the numerals from 10 counting backwards to 1.

10	5	1	7	4
8	6	9	2	3

White
Rose
Maths




Gold Task: Count the different objects. Can you write the correct numeral to match how many objects you can see?

Object	How many?
	
	
	
	
	



Maths Session 2: Comparing numbers within 10.



#MathsEveryoneCan



Grab a handful of objects. How many do you have?
Ask a friend to grab a handful too.

1	2	3	4	5	6	7	8	9	10
---	---	---	---	---	---	---	---	---	----

If your friend has more than you, how many could they have?
If your friend has fewer than you, how many could they have?

Use the number track to talk about which numbers are smaller and which are greater.



Find and circle all of the number tens.

10


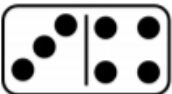




Maths Session 3: Comparing numbers within 10.

#MathsEveryoneCan


Roll the dice. What number have you landed on? This will go in the middle.
For example, if you land on 4, the number 4 will go in the middle group.



fewer

4

more



Then sort your dominoes into:

- dominoes that show 4
- dominoes that have fewer than 4 spots
- dominoes that have more than 4 spots

White Rose Maths




#MathsEveryoneCan





Gold Task: How many ways can you make the number 9? Can you complete the number sentences?

Nine can be made up of different Numberblocks! How many ways can you combine the Numberblocks to make 9? Finish colouring Nine in to make different pairs of numbers that total 9.




$$1 + \square = 9$$



$$2 + \square = 9$$




$$3 + \square = 9$$



$$4 + \square = 9$$




$$5 + \square = 9$$



$$6 + \square = 9$$



$$7 + \square = 9$$



$$8 + \square = 9$$



Maths Session 4: Making 10.




#MathsEveryoneCan



Place the numerals 1-10 around the room.

10	5	1	7	4
8	6	9	2	3



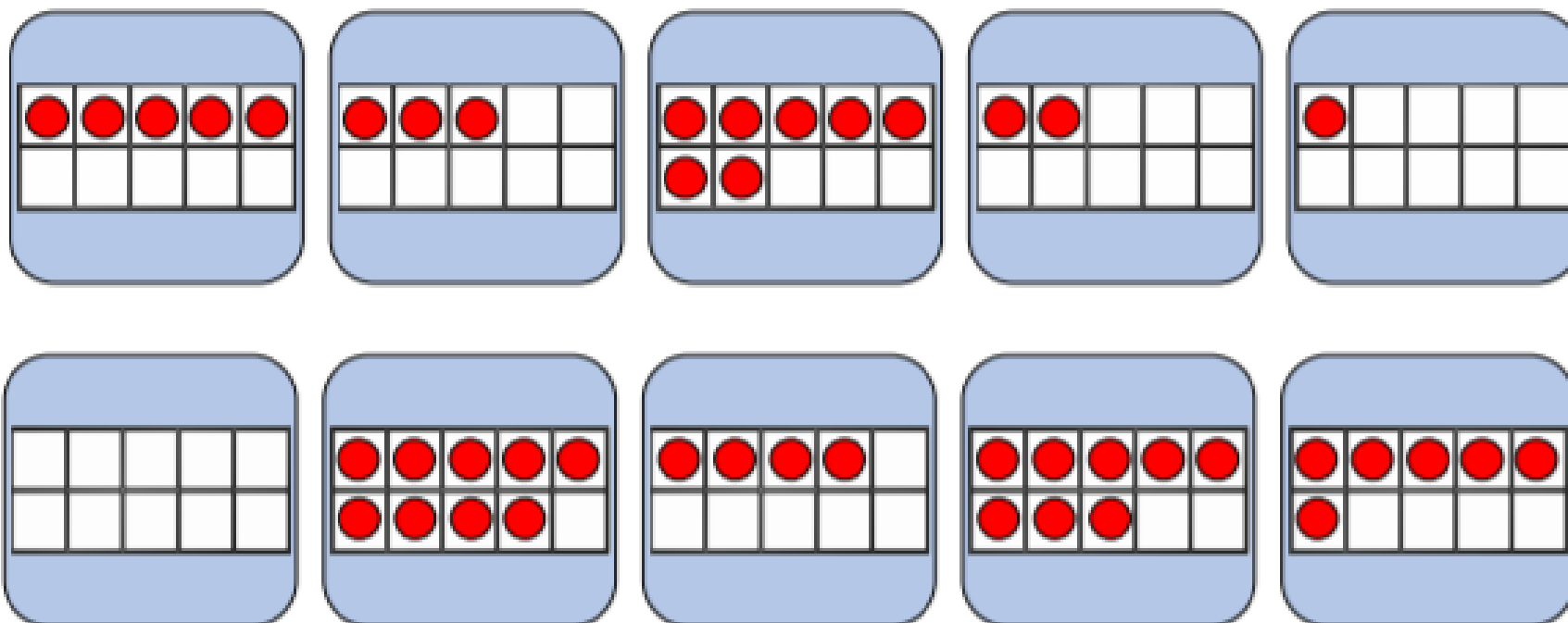
#MathsEveryoneCan



Turn over one card. What number is shown on the ten frame?

How many more counters would you need to make 10?

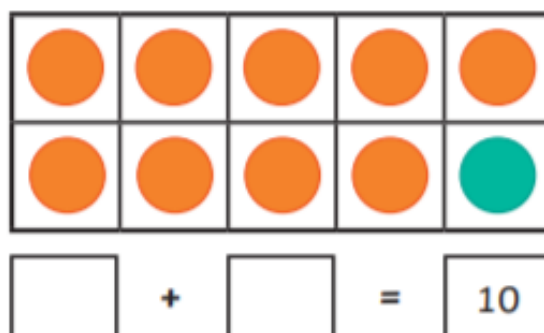
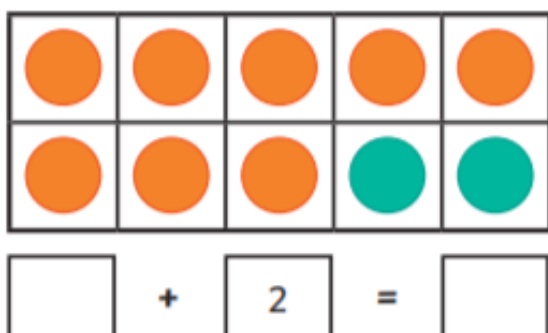
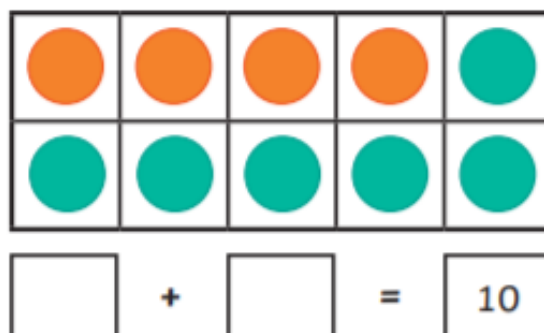
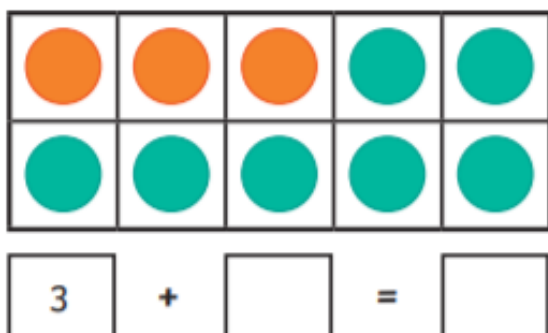
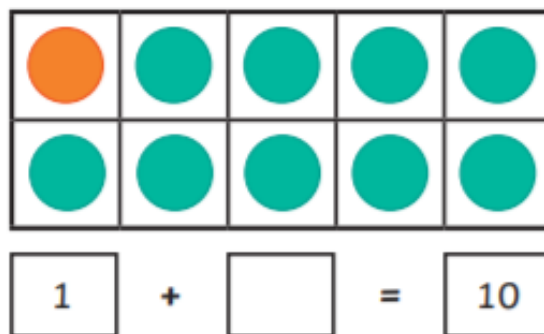
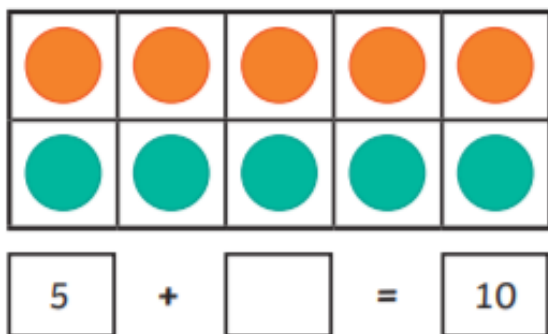
Go and find that numeral as quickly as you can.



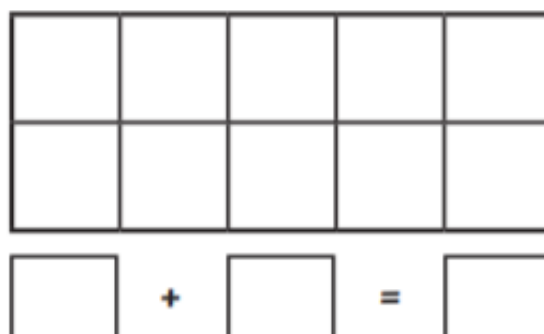
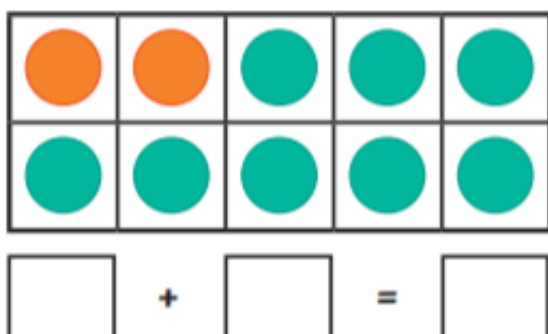


Gold task: Can you complete the number sentences? Can you use the ten frame to make your own number sentence to make 10?

Number Bonds to 10 Ten-Frames



Can you create your own?





Maths Session 5: Making 10.



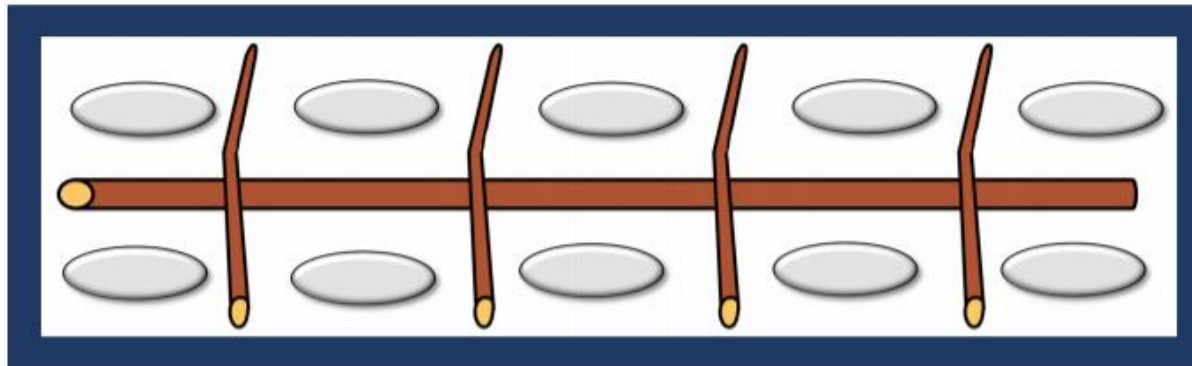
#MathsEveryoneCan



Ask a helper to hide 10 objects.

Make a giant ten frame on the floor.

You could use sticks, masking tape or even chalk outside.



Go on a hunt to find the objects.

As you find the objects, put them in your ten frame.

How many have you found so far?

How many more do you need to find?



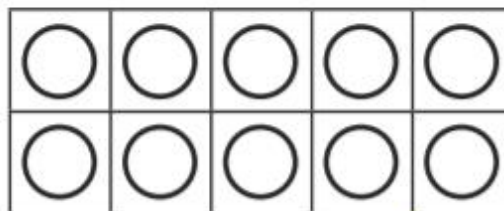
Gold Task: Have a look at the different activities below. Can you complete the number bonds to 10?

Draw some more shells to make 10 in total.



How many shells did you add?

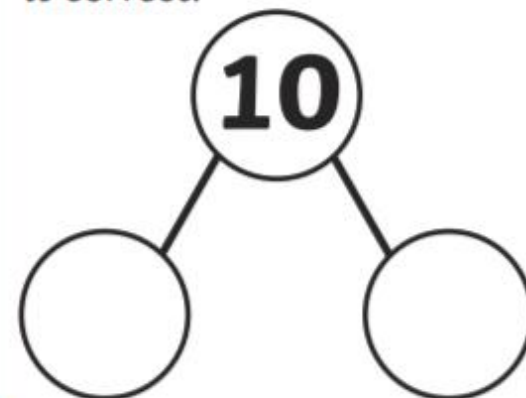
Choose two colours. Colour in the counters.



Can you finish the number sentence?

$$\square + \square = 10$$

Add 2 numbers to the part-whole model to make it correct.



There were 10 teddies in the bed and 7 fell out.
How many are left in bed?



0 1 2 3 4 5
6 7 8 9 10





Monday

Reading sheets for Phonics



Practise reading

took

look

book


shook

cook

foot

Nonsense/Alien words

Practise Fred talking and reading these words.



Challenge - Hold a sentence

Say the sentence lots of times with your child then cover it up for them to write.

'Look at my book.'

Ditty 6: naps

Speed Sounds - read the sounds (not the letter name)

s n i a g c t d p m b u o

Green Words - read these words by blending the sounds together

in cat on bus dog mat nan pot

nap naps

Red Words - read these words but tell your child the word if they get stuck

the

a dog naps on the mat

nan naps on the bus

a cat naps in the pot



Remember not to read the Ditty to your child first.
As your child reads the Ditty, be patient and give your child plenty of praise.



Tuesday









ar

Practise reading

car	start
part	star
hard	sharp

Nonsense/Alien words

Practise Fred talking and reading these words.

 charp	 stard
 plarp	 blart
 flarg	 nart

Challenge - Hold a sentence

Say the sentence lots of times with your child then cover it up for them to write.

'The star is bright.'



Ditty 7: pup in the mud

Speed Sounds - read the sounds (not the letter name)

u t b d p s n m o i

Green Words - read these words by blending the sounds together

pup mud tub mop up in tut

sit sits

Red Words - read these words but tell your child the word if they get stuck

the I

pup sits in the mud

tut tut

pup sits in the tub

I mop up the mud



Remember not to read the Ditty to your child first.

As your child reads the Ditty, be patient and give your child plenty of praise.



Wednesday



or

Practise reading

sort

short

horse

sport

fork

snort

Practise Fred talking and reading these words.

See 1. Remember Words at



forg

See 1. Remember Words at



sporg

See 1. Remember Words at



sorm

See 1. Remember Words at



morch

See 1. Remember Words at



thorch

See 1. Remember Words at



skorb

Challenge - Hold a sentence

Say the sentence lots of times with your child then cover it up for them to write.

'The pig went snort.'

Ditty 8: a cub sits

Speed Sounds - read the sounds (not the letter name)

c a u b s o i g m t n p d k

Green Words - read these words by blending the sounds together

in cub mud sun pup kit bin on
dig digs sit sits nap naps

Red Words - read these words but tell your child the word if they get stuck

the

a cub sits in the sun

a pup digs in the mud

a kit naps on the bin



Remember not to read the Ditty to your child first.
As your child reads the Ditty, be patient and give your child plenty of praise.



Thursday



air

Practise reading

fair

stair

hair

air

chair

lair

Practise Fred talking and reading these words.



sair



nair



gair



yair



zair



plair

Challenge - Hold a sentence

Say the sentence lots of times with your child then cover it up for them to write.

'My hair is long.'



Ditty 9: put it on

Speed Sounds - read the sounds (not the letter name)

o s p n t u i h g e c a f

Green Words - read these words by blending the sounds together

get is top on cat hat fun it

Red Words - read these words but tell your child the word if they get stuck

I put

I put on a top

I put on a hat

I get a cat

it is fun



Remember not to read the Ditty to your child first.
As your child reads the Ditty, be patient and give your child plenty of praise.



Friday



Practise reading

girl

bird

third

whirl

twirl

dirt

Practise Fred talking and reading these words.



wirp



nirth



quirp



firl



mirch



yirp

Challenge - Hold a sentence

Say the sentence lots of times with your child then cover it up for them to write.

'The girl is sad.'



Ditty 10: in the sun

Speed Sounds - read the sounds (not the letter name)

sh p s n t i u o a m g e

Green Words - read these words by blending the sounds together

ship mat on sit sun get net in

Red Words - read these words but tell your child the word if they get stuck

I the

I sit in the sun

I sit on a mat

I get a net

I get a ship



Remember not to read the Ditty to your child first.
As your child reads the Ditty, be patient and give your child plenty of praise.

Extended Curricular Learning

Topic – Expressive Arts and Design

Monday 1st March 2021 Activity 1

VIP's

Adding yeast makes dough rise.

Farms provide us with food.

Cats have excellent hearing and a powerful sense of smell.

Rats have very long tails.

Click on the link [here](#) to watch the story 'The Little Red Hen Makes a Pizza'.

Can you have a go at designing your own pizza?

Think carefully about what toppings you would like on your pizza.

Do you have more than one topping?


Does your pizza have any of the topping the Little Red Hen used?

You could either paint or draw your pizza.

Deepen the moment (challenge)


Label the different toppings on your pizza.

Try and write a sentence using those words.




Design a Pizza

Cut and stick your favourite toppings on to your pizza.



Design a Pizza

Cut and stick your favourite toppings on to your pizza.





Extended Curricular Learning

Topic – Understanding the World

Tuesday 2nd March 2021 Activity 2

VIP's

A hen lays one egg a day.

Common farm animals have different names for their young.

Animals have their young and flowers start to bloom after the cold of winter.

Did you know that a young hen is named a chick?

Click on the link to find out what other farm animals young are named. [Farm animals and their young](#)

Choose your favourite farm animal and draw/paint a picture of it as a young animal. Can you label the picture with its adult and young name?

Cut and stick out the pictures to match the animals to their young.

Can you label the names of the young animals?

Deepen the moment (challenge)

Try and label each animal.

Mothers and Their Young

Cut out the pictures of the young animals and stick them next to their correct mother.

goose




cow



sheep



pig




goat



horse



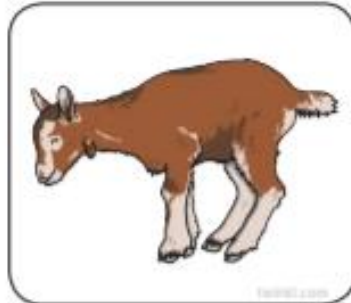
duck




chicken



kid




duckling



gosling




lamb




calf



chick



piglet



foal



Extended Curricular Learning

Topic – Understanding the World

Wednesday 3rd March 2021 Activity 3

VIP's

Adding yeast makes dough rise.

Farms provide us with food.

It takes 9 seconds for a combine to harvest enough wheat to make about 70 loaves of bread.

It's time to have a go at making your own pizza, just like the Little Red Hen.

You will need:

A large pitta bread

4 tbsp. of passata

2 tbsp. mixed herbs

A variety of toppings

50g grated cheese

Follow the instructions from the sheet that follows.

Deepen the moment (challenge)

Write a set of instructions for making a pizza.



Making Pitta Pizza

Recipe Sheet

Ingredients

4 large pitta breads
4 tbsp of passata
2 tsp mixed herbs
A variety of toppings
50g grated cheese

Equipment

Tablespoon
Teaspoon
Knife
Plate, board or a clean surface
Grill

Method

1. Spread the passata onto the pitta bread using the back of a spoon.
2. Sprinkle some herbs onto the passata.
3. Sprinkle some cheese onto the pizza.
4. Choose some toppings and put them onto the pizza.
5. Put the pizza under the grill.
6. When the cheese is bubbling and golden, the pizza is ready.

Recipe for:

Ingredients:

Equipment:



Description:



Instructions:





Extended Curricular Learning

Topic – Literacy – Reading

Thursday 4th March 2021 Activity 4

VIP's

Use a clear voice when speaking to an audience.

Your actions need to match your spoken words.

Today is 'World Book Day'! To mark the occasion can you build a 'den' or a 'cosy nook', and have a go at re-telling the story of 'The Little Red Hen Makes a Pizza'?

You can use actions to help you remember the different parts of the story. Cut out characters below to help you retell the story.


Don't forget to film it and post it on to Class Dojo. We can't wait to take a look!



Click on the link [here](#) to watch the story 'The Little Red Hen Makes a Pizza'.

Deepen the moment (challenge)

Can you dress up as the characters to retell the story?

Have a go at writing your own version of the story. Don't forget your full stops, capital letters and finger spaces.







Extended curricular learning

Topic – Literacy – Writing

Friday 5th March 2021 Activity 5

VIP's

There are lots of different types of farms around the world (rice, coffee).

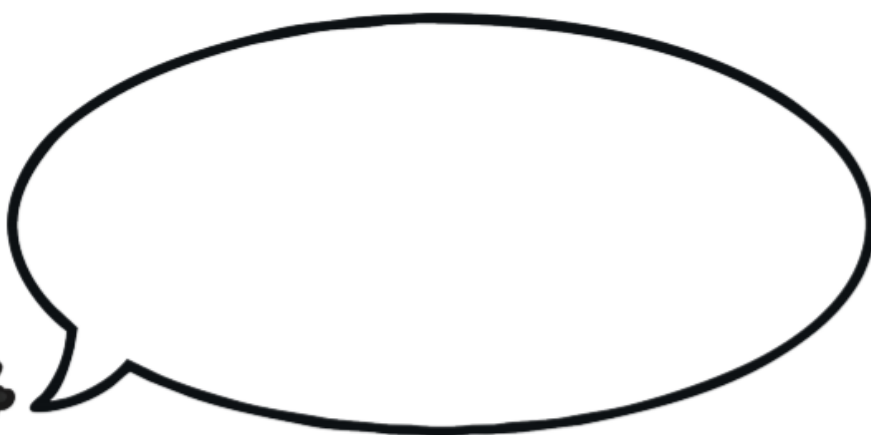
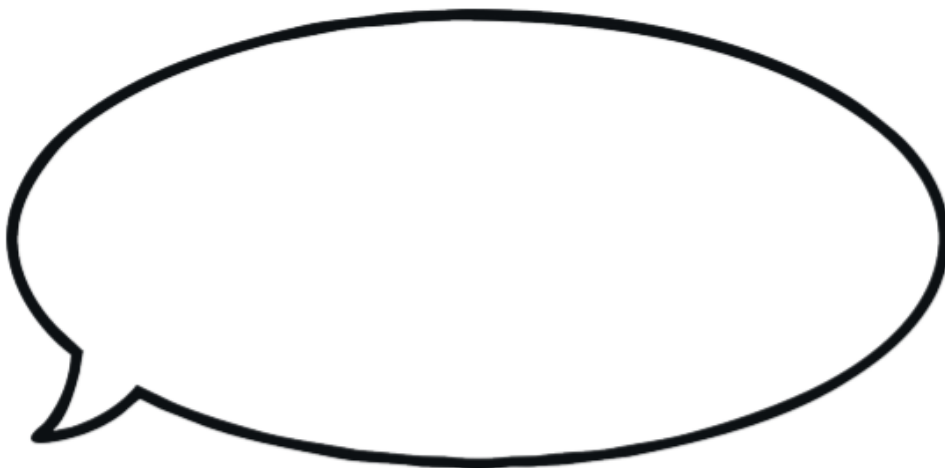
Helping others makes you a good friend.

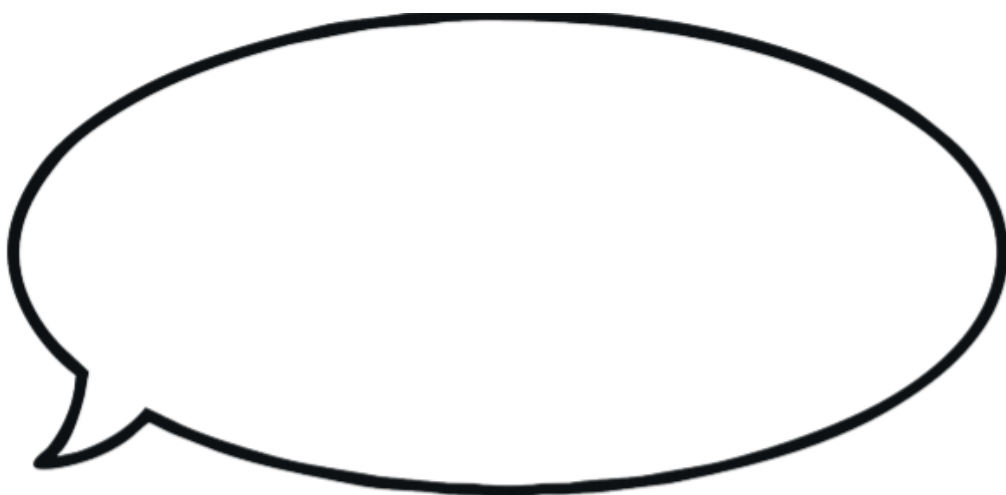
Animals come out of hibernation on the first warm days of Spring.

Write some speech bubbles for what the characters say in the story. Can you write 'Not I' like the animals say when they won't help the Little Red Hen make her pizza?

Deepen the moment (challenge)

Can you draw and write a speech bubble for the Little Red Hen? Watch the story to help you think of a sentence to write in your speech bubble.





A

Additional Activities for World Book Day


Thursday 4th March 2021

World Book Day Scavenger Hunt

Choose some of your favourite books. Then, look in the books for the items below. Tick the boxes when you find them.



witch



fish



teddy
bear



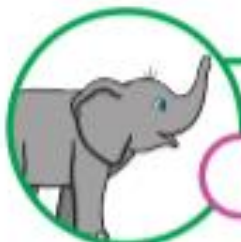
frog



pond



castle



elephant



jungle



king



magic
wand



How many of the items did you find?





World



Day!

twinkl.com

World
Book Day



twinkl.com

World
Book Day



twinkl.com

World
Book Day



twinkl.com



Book Cover Design

Design a new cover for your favourite book.

